TORQUE-TECH

THE MASTER OF TORQUE CONTROL

PRECISION, MADE EFFICIENT

TORQUE-TECH

2026 CATALOGUE

TORQUE-TECH

TORQUE-TECH PRECISION CO., LTD.

No. 70-7, Qingguang Rd., Wuri Dist,
Taichung City, 414020 Taiwan
Tel: 886-4-2335-1877 Fax: 886-4-2335-1785
E-mail: tw-tech@tw-tech.com.tw

www.tw-tech.com.tw

Copyright © 2026 TORQUE-TECH Precision Co., Ltd.

THE MASTER OF TORQUE CONTROL

"Give me a place to stand on, and I will move the earth" — Archimedes

Adjustable Torque Wrench

17 Industrial Torque Wrench (62 Series)
19 Interchangeable Torque Wrench (62 Series)
21 Interchangeable Torque Wrench Set
22 Interchangeable Hook Head Torque Wrench Set
23 Reversible Torque Wrench (62 Series)
24 Flexible Torque Wrench (62 Series)
25 Industrial Torque Wrench (69 Series)
27 Industrial Torque Wrench (69 Series)
31 Interchangeable Torque Wrench (69 Series)
33 Reversible Torque Wrench (69 Series)
34 Industrial Torque Wrench (69 Series w / anodic handle)
35 American-Style Click Torque Wrench
37 Robust Torque Wrench
39 Reversible Robust Torque Wrench
41 Interchangeable Robust Torque Wrench
43 Aluminum Torque Wrench (Single-drive)
45 Aluminum Torque Wrench (Dual-drives)
46 Interchangeable Aluminum Torque Wrench
49 Classic Torque Wrench
51 Flexible Split-Beam Torque Wrench (90 Teeth)
53 Flexible Split-Beam Torque Wrench (32 Teeth)
54 Push-Thru Split-Beam Torque Wrench

Adjustable Torque Wrench

55 Adjustable Slipping Torque Wrench
57 Aluminum Mini Torque Wrench
61 Breakback Torque Wrench
65 Click Torque Wrench
67 Dial Torque Wrench
69 Professional Torque Wrench
71 Professional Torque Wrench Set
72 Interchangeable Professional Torque Wrench Set
73 Traditional Torque Wrench

Insert Tools

76 Insert Tools Square End
80 Insert Tools Spigot End

VDE Torque Tools

81 VDE Insulated Torque Wrench
83 VDE Interchangeable Insulated Torque Screwdriver Set

Torque Screwdriver

85 Industrial Torque Screwdriver (Hex Drive)
87 Industrial Torque Screwdriver (Square Drive)
88 Mini Torque Screwdriver
89 Industrial Torque Screwdriver (w / quick release)
90 Industrial Torque Screwdriver Set

Torque Multiplier

91 Torque Multiplier 1500 / 2700 N.M
93 Torque Multiplier 3000 / 4500 N.M
95 Torque Multiplier 6000 / 9500 N.M
97 Mini Torque Multiplier

Preset Torque Wrench

99 Preset Torque Wrench
101 Interchangeable Preset Torque Wrench
102 Preset Click Torque Wrench
103 Pre-Lock Torque Wrench
105 Multi-Range Preset Torque Wrench
106 Preset Slipping Torque Wrench
107 Mini Open-End Torque Wrench
108 Open-End Torque Wrench
109 L-Preset Torque Wrench Set
110 L-Interchangeable Preset Torque Wrench Set

Preset Torque Screwdriver

111 Preset Torque Screwdriver
113 Aluminum Preset Torque Screwdriver
114 Preset T-handle Torque Screwdriver

Torque Tester

115 TQC Super Torque Tester

Torque Wrench Accessories

117 Preset Torque Limiter
118 Torque Valve Screwdriver & Rotary Angle Gauge
119 Accessories
120 Dismounting Tools Set

INNOVATION IS KEY TO THE FUTURE.

Innovation-based development is the primary driving force for Torque-Tech to achieve the sustainable business growth at the global market. Our goal is to be one of the world's leading manufacturers in professional torque tools for aerospace, automotive / utility vehicles, energy, wind power and industrial application.

Torque-Tech was established since of year 2000 and is the leading torque wrench manufacturer in Taiwan. With offering the wide range of products in torque tools, we've earned the high reputation from our global customers.

Through continuous investment in the product innovation and technology integration, as well as introducing the QC system, measuring instruments and calibration certificates, it has promoted our competence and increased our visibility in the industry.

Upholding the spirit of putting our customers first, we will keep focus on the persistent quest for quality products and take customers' satisfaction as our ultimate goal as the principles.

VISION

Torque-Tech is endeavor to be the expertise in the torque industry and used to carrying out each step in great caution. We will keep providing the quality products to the customers in the filed of aerospace, manufacturing, transportation, wind power and energy generation. We are confident to achieve the next new milestone, based on our experienced staffs, excellent customers, dedicated service and potential growth momentum.

MILESTONE

▶2000
Company established and put into the machining process of torque wrench components.

▶2004
Acquire the industrial torque wrench technology transferred from USA and start the production.

▶2005
Acquire the certificate of ISO 9001 quality certificate.

▶2006
Acquire GS product safety certificate approved by VPS.

▶2010
Move to new plant located in Wuri Taichung with land area 38000 square feet.



▶2011
Introduce 3D coordinate measurement & 3D rapid prototyping machine.

▶2012
International Calibration Laboratory approved by TAF (Taiwan Accredited Foundation).

▶2013
Complete the plant expansion to land area of 70000 square feet & total 120 employees.

▶2014
Acquire ISO/TS16949 Automotive Quality System Certificate.

▶2015
Introducing the image dimension measure system from KEYENCE IM series.

▶2016
Acquire SOLIDWORKS Simulation software for enhancing the product design.

▶2017
Introducing 7 sets new vertical machining centers for enchancing the production capacity and efficiency.

▶2020
Acquire the metal laser cutting machine for enhancing the machining accuracy.

▶2021
Introducing Japan MAZAK INTEGREX turning and milling center.

▶2022
New Virtual Reality (VR) Showroom on-line.

▶2024
Launching insulated torque screwdriver set with VDE (No.#40058872) approval.

▶2025
Aluminum mini torque wrench 3-16 N.m wins the 2025 Taiwan Excellence Award.

▶2026
Aluminum mini torque wrench 2-10 N.m wins the TAIPEI CYCLE d&i Awards 2026.

▶2027
Establish a new production facility in Indonesia to expand manufacturing capacity.

▶2027
Establish a new production facility in Taiwan to expand manufacturing capacity.

COMPREHENSIVE OEM/ODM SOLUTIONS

Market-oriented products with the proper design for ergonomics, esthetics and feature uniqueness is the essential to meet higher customer demands in a variety of area.

Customers rely on Torque-Tech to provide product service from products conceptualization, 3D modeling, rapid prototyping, working samples, to performance and reliability testing.

Moreover, our manufacturing management involves a large number of our own patents and constant refinements undertaken on our products ensure a maximum performance standard.

In order to guarantee the consistent production and quality products, we focus not only process control, assembly, service, but also quality assurance and supply chain management.



▲ **Product Development**

▲ **Manufacturing Process**

▲ **Quality Management**



▲ **Calibration Laboratory**

OEM/ODM DESIGN CAPABILITY

By providing innovation products and focusing on customer requirements, Torque-Tech has gained the good reputation for decades. The product design capability we've possessed from product patent research and development, product structural design, product appearance design to product package design. The fundamental ability enables Torque-Tech provide the variety of mechanical torque wrenches during the past and develop more product invention in the future.

▲ **Product Patent**

▲ **Mechanism Engineering**

PRODUCT DESIGN AID

Torque-Tech tools represent durability, accountability and high quality standards. We provide torque wrenches with wide scope of use from 0.05Nm to 3000Nm, from iphone production line to heavy industry, and from professional technicians to general users. These product demonstrations are all based on our perfect product design aid, which includes Drawing Software, Solidwork Simulation Software, Rapid Prototype Machine and CNC Machine. With the aids, it helps us to introduce the new products on the market efficiently.

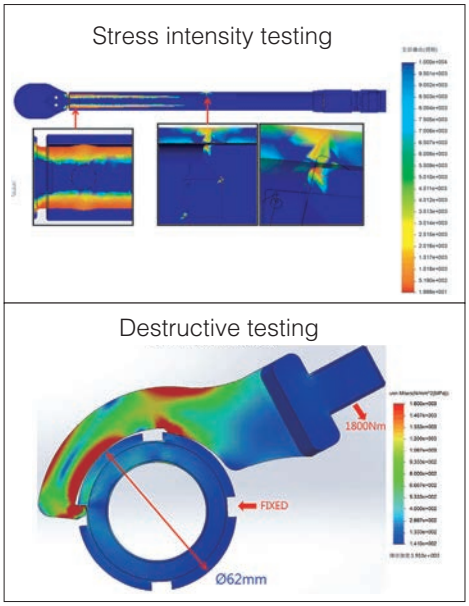

▲ **Simulation Software**

INTEGRATED MANUFACTURING CAPABILITIES

TAICHUNG PRODUCTION CLUSTER
— MADE IN TAIWAN, EXPANDING FOR GLOBAL SUPPLY

Located in Taichung, Taiwan's hand tool and precision manufacturing hub, Torque-Tech is supported by a complete local supply chain covering machining, heat treatment, surface finishing, assembly, calibration, inspection, and packaging.

Rooted in Taiwan's strong manufacturing ecosystem, this close production network enables efficient coordination, stable quality control, and dependable manufacturing support.

To support global customers' evolving supply-chain needs, Torque-Tech is expanding its regional manufacturing flexibility with a new production base in Indonesia in 2026.

With Taiwan as our core foundation and regional expansion as our next step, we remain committed to precision, consistency, and trustworthy supply for global customers.

▲ **Production Building**

▲ **Assembly Area**



▲ **Calibration Area**

▲ **Packaging Area**

MANUFACTURING PROCESS

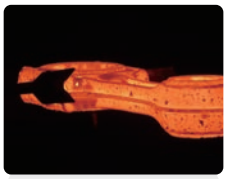

▶ 01 Forging

▶ 02 Surface Grinding

▶ 03 Centerless Grinding



▶ 04 CNC Milling



▶ 05 CNC Lathing

▶ 06 Grooving

▶ 07 Drilling

▶ 08 Knurling

▶ 09 Heat Treatment

▶ 10 Polishing

▶ 11 Vibration

▶ 12 Sand Blasting



▶ 13 Plating

▶ 14 Plastic Injection

▶ 15 Insert Moulding



▶ 16 Laser

▶ 17 Assembly

▶ 18 Calibration

▶ 19 Packaging

▶ 20 Inspection

QUALITY MAKES THE DIFFERENCE

TRACEABILITY SYSTEM OF OUR PRODUCTS

Torque-Tech has been positioned as the master of torque tools in the industry for years in Taiwan and has been well recognized as the outstanding suppliers for big brand customers in the world.

In order to enhancing the quality management system, we acquire ISO/TS16949:2009 certificate, assessed and registered by NQA England in year 2014, It helps Torque-Tech gain the global recognition as a reputable supplier throughout the automotive supply chain.

Due to the TS16949 license, it results in substantial improvements in all aspects, from designing, developing, manufacturing, service and overall efficency for our internal quality management.



INTERNATIONAL CALIBRATION LABORATORY

An in-house laboratory approved by the international accreditation foundation has been set up in year 2013 to calibrate the mechanical test devices and torque transducers.

We guarantee that all products are conducted 100% calibration testing by the computer-controlled calibration testers in house.

All the torque wrenches are fully complied with DIN-ISO-6789-1:2017 and ASME B107.300-2010 standard and the internal quality system is in accordance with ISO 9001:2015

- The lab. is accredited by TAF (Taiwan accreditation foundation) since 2012
- Belonging to ILAC MRA signatories members
- Accreditation criteria: ISO/IEC 17025
- The value of the lab. Gravity: ga = 978824.50 (mGal)
- Applied torque is achieved with the uncertainty < 0.02%
- Offer the calibration of torque tools up to 1500N.M.
- The machining precision of the beam is ±0.01%

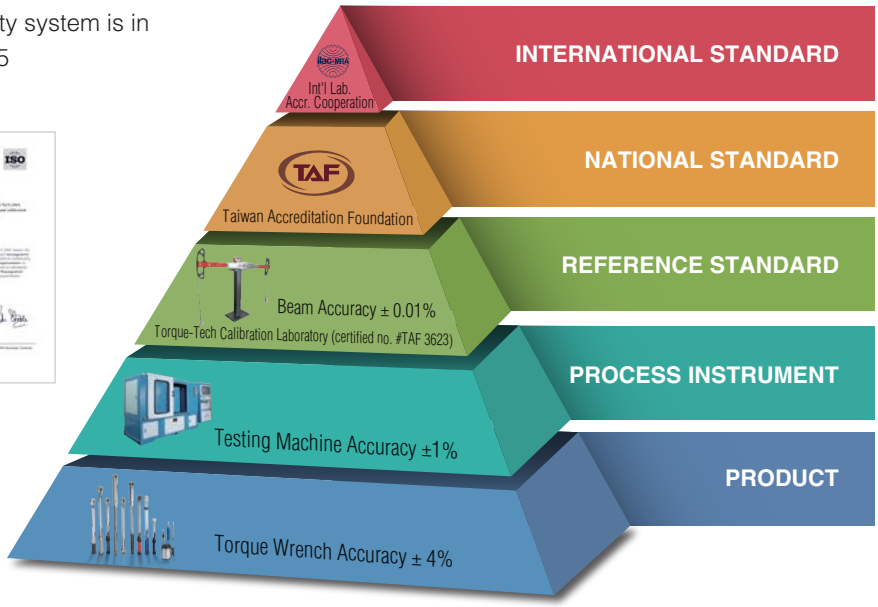

OVERVIEW OF TORQUE TOOLS

HEAD TYPE

RATCHET TYPE

CW direction or CW/CCW direction

Ref. Page 18 26 34 38 66 70 71 74 100 102 104 105

PUSH THROUGH TYPE

Ref. Page 28 54 62

REVERSIBLE TYPE

Ref. Page 23 33 40 58 59 60 82

FIXED HEAD TYPE

Ref. Page 44

FLEXIBLE TYPE

Ref. Page 24

INTERCHANGEABLE TYPE *(Spigot End)*

Ref. Page 32 42 46

INTERCHANGEABLE TYPE *(Rectangular cavity)*

Ref. Page 20 21 22 31 41 72 101

RATCHET TYPE *(Oval Shape)*

Ref. Page 56 106

COMPACT SEALED RATCHET TYPE

Ref. Page 36

PUSH-THROUGH TYPE

Ref. Page 50

SEALED RATCHET TYPE

Ref. Page 52 53

DIAL TYPE

Ref. Page 68

DRIVE TYPE

24T

The angle of each tooth is 15°

32T

The angle of each tooth is 11.25°

64T

The angle of each tooth is 5.625°

72T

The angle of each tooth is 5°

72T CRESCENT

The angle of each tooth is 5°

36T PUSH THROUGH

The angle of each tooth is 10°

90T

The angle of each tooth is 4°

PAWL DESIGN

TWO PAWLS

For example: Ratchet head type
Ref. Page 18 26 34 38 66 70 71 74 100 102 104 105

THREE PAWLS

For example: Slipping type
Ref. Page 56 106

FOUR PAWLS

For example: 2500Nm type
Ref. Page 28 62

HORN PAWL *(Gear to Gear)*

For example: 72T type
Ref. Page 23 33 40 58 59 60 82

MOON PAWL *(Gear to Gear)*

For example: Split - beam type
Ref. Page 52

HORN-SHAPED PAWL

For example: American type
Ref. Page 36

SINGLE PAWL

For example: Split - beam type
Ref. Page 53 54

CLUTCH MECHANISM

LEVER

Ref. Page 50

PAWL

Ref. Page 18 26 36 58 70 74 100

MULTI-LEVER

Ref. Page 44 45 46

ROLLER TYPE

Ref. Page 108

DUAL BEAM

Ref. Page 52 53 54

CAM-OVER

Ref. Page 56 106

LINKAGE LEVER

Ref. Page 38 66 102 104

BREAK BACK

Ref. Page 62

OVERVIEW OF TORQUE TOOLS

TORQUE ADJUSTMENT METHOD

PUSH DOWN TYPE

Press locking ring to “unlock” the wrench for torque setting, release locking ring to “lock” automatically.

Ref. Page 18 36 70

SCREW THREAD FITTING TYPE

Turn fulcrum screw CCW direction to “UNLOCK” the wrench for torque setting; turn screw CW direction to” LOCK”

Ref. Page 74

PULL OUT TYPE



Quick pull out easy adjustment with unique crank.

Ref. Page 44 46 50

TURN SWITCH TYPE

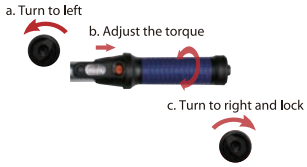

Turn switch button CCW direction to “UNLOCK” the wrench for torque setting; turn switch CW direction to “LOCK”

Ref. Page 38 40 42 56

KNOB TYPE

Open the hinge cover, adjust setting by knob and then put the cover on.

Ref. Page 52 53 54

AUXILIARY TOOL TYPE



Applying the allen key to adjust the torque.

Ref. Page 104

LINKAGE MECHANISM TYPE

Apply revolving handle to turn nut for torque adjustment,Press down smoothly on the handle.

Ref. Page 50 62

AUTOMATIC REBOUND TYPE

Non-slip handle design with automatic rebound function enables reliable locking. required torque.

Ref. Page 58 60 82

TUBE FINISH

SANDBLASTING

ELECTROPLATING

PAINTING

BLACK-CHROME PLATING

ANODIZING

PVD



SATIN NICKEL

TUBE TYPE

ROUND	ROUND & SQUARE	SQUARE

HANDLE DESIGN

RUBBER TPR HANDLE	METAL KNURLED HANDLE	ALUMINUM KNURLED HANDLE	PLASTIC ABS HANDLE
Ref. Page 18	Ref. Page 26	Ref. Page 34 36	Ref. Page 70
PLASTIC NBR HANDLE	**RUBBER NBR HANDLE**	**PP+TPR HANDLE**	**ABS + TPR HANDLE**
Ref. Page 38 40	Ref. Page 86 87 89 90 112	Ref. Page 82	Ref. Page 52 53 54

KNOWLEDGE SHARING

INTRODUCTION OF TORQUE WRENCH

Q: What is torque wrench?

Ans: A torque wrench is a precision tool and should be treated and maintained as a measuring instrument. It's a wrench that allows the user to accurately tighten a fastener to a torque they specify for preventing the common over-tightening problem.

Q: The purpose of using torque wrench?

Ans: In the maintenance and manufacturing world, tightening, controlling, or measuring torque of fasteners is imperative for quality control. With inadequate torque, a fastener can vibrate or work loose. Conversely, if the torque is too high, the fastener can break, strip and damaged.

Q: The units for torque wrench measurement?

Ans: There are three common torque units --

1. SI (International Standard) based on Newton meters (Nm) unit.
2. Metric based on Kilogram force centimeters (kgf.cm) unit.
3. American/English based on inch pounds (lb-in) or foot pound (lb-ft) unit.

Q: What is the applicable users for torque wrench?

Ans: Torque wrench can be applied in various industrial channels, such as automotive, oil, gas, mining, aviation, railroad, energy, generation, wind power industries……etc..

Q: How to choose a proper torque wrench?

Ans: Torque wrench are most accurate in the middle of their range, so the best application of a torque wrench is 20% to 80% of the maximum value.

Q: How to differentiate the torque wrench from industrial level, auto-maintenance level and DIY level?

Ans: The performance of torque accuracy, torque stability, life cycle and product durability are all different.

MAINTENANCE OF TORQUE WRENCH

Q: What about storage of torque wrench?

Ans: As a calibrated device, all torque wrench should be set to its lowest torque setting and stored in a protective case after use.

Q: How often does a torque wrench need to be calibrated? How is this done?

Ans: To maintain its measuring accuracy, torque wrench calibration should be done periodically. We suggest have torque wrenches be calibrated every 5000 tightenings or every twelve months usage, with a professional calibration service employed the proper testing device.

Q: What are the test points the torque wrench should be calibrated?

Ans: According to DIN-ISO-6789:2017, the torque wrench verification should be carried out at the minimum value of the indicated measurement range, at 60% and at 100% of the maximum value.

Q: Precautions for the use for torque wrench

Ans(a): If the torque wrench is first time use or has be unused for a long time, set the wrench to the maximum torque and operate the click mechanism ten times both CW/CCW before using the wrench on a fastener.

(b): Don't use the torque wrench as a replacement for a general wrench or hammer.

(c): Don't use any extension to avoid incorrect reading, unless it's recommended by the manufacturer.

(d): Never use a torque wrench beyond its capacity mentioned in the instruction manual.

Q: How to repair the ratchet head of torque wrench?

Ans: The components of ratchet head will be worn after use; this is normal fatigue. The user can purchase the ratchet head repair kit for easy replacement and no re-calibration is requested.

ADJUSTABLE TORQUE WRENCH



01 (a) Ratchet Head: Chromium-vanadium alloy steel brings better strength and life cycle.
(b) D Drive: Chromium-molybdenum alloy steel brings better stability and reliability.
(c) Push button design for quick release function.
(d) Accuracy of torque ±3%; quality meets DIN ISO 6789 & ASME B107.300-2010.

02 Round tube: Applied to both clockwise and counterclockwise directions.
Steel Tube: The steel with carburizing process for better strength and life cycle.
Electroplating Finished: Good for anti-corrosion and anti-abrasion.

03 Serial number: Each piece engraving serial number for traceability.

04 Single or dual scale laser marking.
Micrometer scale for more accurate torque value setting.

05 (a) Easy torque-adjusting design.
(b) Lock mechanism: Press locking ring to "unlock" the wrench for torque setting; release locking ring to "lock"

06 Handle: Ergonomic-shape, oil-resistant and non-slip rubber grip.

07 Poly end cap: Customized color is available.

INDUSTRIAL TORQUE WRENCH (62 Series)

Features

- Industrial application.
- Wide range of choice.
- Tolerance of torque ±3%.
- Easy torque-adjusting design.
- Quick release design.
- Applied to both clockwise and counterclockwise directions.
- Quality meets DIN ISO 6789 & ASME B107.300-2010.



SPECIFICATIONS

TT NO.	Square drive	Teeth	Nm	Graduation	L(mm)	g	case/CTN
TW-262-1DW	1/4"	24T	2-10	0.1	281	590	24
TW-262-2DW			4-20	0.1	329	650	24
TW-262-4DW			10-50	0.25	329	650	24
TW-262-8DW			5-25	0.2	329	650	24
TW-362-1DW	3/8"	24T	4-20	0.1	329	650	24
TW-362-2DW		32T	20-100	0.5	436	1320	12
TW-362-3DW			10-60	0.5	344	760	24
TW-362-4DW			10-50	0.25	344	760	24
TW-362-6DW			20-120	0.1	436	1320	12
TW-362-8DW			5-25	0.2	329	650	24
TW-362-9DW		24T	2-10	0.1	281	590	24
TW-462-1DW	1/2"	32T	40-200	1	512	1580	12
TW-462-2DW			60-340	2	614	1800	12
TW-462-5DW			80-400	2	614	1800	12
TW-462-84W			20-100	0.5	436	1310	12
TW-462-9DW			70-350	2	614	1800	12
TW-662-1DW	3/4"	24T	100-600	5	1050	5030	2
TW-662-2DW			150-800	5	1240	6110	2
TW-662-3DW			200-1000	5	1240	6110	2
TW-662-5DW		32T	80-400	2	614	1800	12
TW-862-1DW	1"	24T	150-800	5	1240	6110	2
TW-862-2DW			200-1000	5	1240	6110	2
TW-862-3DW			300-1500	10	1850	10510	1

TT NO.	Square drive	Teeth	ft-lb (in-lb)	Graduation	L(mm)	g	case/CTN
TW-262-1EW	1/4"	24T	20-100	1	281	590	24
TWN-262-2EW			40-200	1	329	650	24
TW-262-6EW			100-500	2.5	329	650	24
TW-262-7EW			50-250	2	329	650	24
TWN-362-1EW	3/8"	24T	40-200	1	329	650	24
TWN-362-2EW		32T	15-80	0.5	436	1320	12
TW-462-1EW	1/2"	32T	20-150	1	512	1580	12
TWN-462-2EW			50-250	1	614	1800	12
TW-662-1EW	3/4"	24T	50-450	5	1050	5030	2
TWN-662-1EW			100-450	5	1050	5030	2
TW-662-2EW			100-600	5	1240	6110	2
TW-662-3EW			150-750	5	1240	6110	2
TW-862-1EW	1"	24T	100-600	5	1240	6110	2
TW-862-2EW			150-750	5	1240	6110	2
TW-862-3EW			200-1000	5	1850	10510	1

TT NO.	Square drive	Teeth	Nm/ft-lb (in-lb)	Graduation	L(mm)	g	case/CTN
TW-262-1FW	1/4"	24T	2-10/22.1-84.1	0.1	281	590	24
TW-262-2FW			4-20/39.8-172.6	0.1	329	650	24
TW-262-4FW			10-50/99.6-431.5	0.25	329	650	24
TW-262-8FW			5-25/53.1-212.4	0.2	329	650	24
TW-362-1FW	3/8"	24T	4-20/39.8-172.6	0.1	329	650	24
TW-362-2FW		32T	20-100/16.6-71.9	0.5	436	1320	12
TW-362-3FW			10-60/9.2-42.4	0.5	337	760	24
TW-362-4FW			10-50/99.6-431.5	0.25	337	760	24
TW-362-8FW			5-25/53.1-212.4	0.2	329	650	24
TW-362-9FW		24T	2-10/22.1-84.1	0.1	281	590	24
TW-462-1FW	1/2"	32T	40-200/33.2-143.8	1	512	1580	12
TW-462-2FW			60-340/51.6-243.4	2	614	1800	12
TW-462-5FW			80-400/66.4-287.8	2	614	1800	12
TW-462-6FW			20-100/16.6-71.9	0.5	436	1310	12
TW-462-9FW			70-350/59-250.8	2	614	1800	12
TW-662-1FW	3/4"	24T	100-600/92-424	5	1050	5030	2
TW-662-2FW			150-800/129-572	5	1240	6110	2
TW-662-3FW			200-1000/166-719	5	1240	6110	2
TW-662-5FW		32T	80-400/66.4-287.8	2	614	1800	12
TW-862-1FW	1"	24T	150-800/129-572	5	1240	6110	2
TW-862-2FW			200-1000/166-719	5	1240	6110	2
TW-862-3FW			300-1500/258-1070	10	1850	10510	1

ADJUSTABLE TORQUE WRENCH



01 Round tube: Applied to both clockwise and counterclockwise directions.
Steel Tube: The steel with carburizing process for better strength and life cycle.
Electroplating Finished: Good for anti-corrosion and anti-abrasion.

02 Serial number: Each piece engraving serial number for traceability.

03 Single or dual scale laser marking.
Micrometer scale for more accurate torque value setting.

04 (a) Easy torque-adjusting design.
(b) Lock mechanism: Press locking ring to “unlock” the wrench for torque setting; release locking ring to “lock”.

05 Handle: Ergonomic-shape, oil-resistant and non-slip rubber grip.

06 Poly end cap: Customized color is available.

INTERCHANGEABLE TORQUE WRENCH (62 Series)

Features

- Industrial application.
- Wide range of choice.
- Tolerance of torque ±3%.
- Easy torque-adjusting design.
- Quick release design.
- Applied to both clockwise and counterclockwise directions.
- Quality meets DIN ISO 6789 & ASME B107.300-2010.



TT NO.	mm	ft-lb (in-lb)	Graduation	L(mm)	g	case/CTN
TW-712-1EW	9x12	20-100	1	263	555	24
TWN-712-2EW		40-200	1	313	630	24
TW-712-6EW		100-500	2.5	313	630	24
TW-712-7EW		50-250	2	263	555	24
TWN-713-2EW		15-80	0.5	403	1286	12
TWN-723-2EW	14x18	15-80	0.5	430	1286	12
TW-724-1EW		20-150	1	484	1400	12
TWN-724-2EW		50-250	1	585	1602	12
TW-726-2EW		100-600	5	1178	5700	2
TW-728-2EW		150-750	5	1178	5700	2

SPECIFICATIONS

TT NO.	mm	Nm	Graduation	L(mm)	g	case/CTN
TW-712-1DW	9x12	2-10	0.1	263	555	24
TW-712-2DW		4-20	0.1	313	630	24
TW-712-3DW		10-60	0.5	313	630	24
TW-712-8DW		5-25	0.2	263	555	24
TW-713-2DW		20-100	0.5	403	1286	12
TW-723-2DW	14x18	20-100	0.5	430	1286	12
TW-724-1DW		40-200	1	484	1400	12
TW-724-2DW		60-340	2	585	1602	12
TW-724-5DW		80-400	2	585	1602	12
TW-724-9DW		70-350	2	585	1602	12
TW-726-1DW		100-600	5	988	5600	2
TW-726-2DW		150-800	5	1178	5700	2
TW-728-2DW		200-1000	5	1178	5700	2

TT NO.	mm	Nm/ft-lb (in-lb)	Graduation	L(mm)	g	case/CTN
TW-712-1FW	9x12	2-10/22.1-84.1	0.1	263	555	24
TW-712-2FW		4-20/39.8-172.6	0.1	313	630	24
TW-712-3FW		10-60/9.2-42.4	0.5	313	630	24
TW-712-4FW		10-50/99.6-431.5	0.25	313	630	24
TW-712-8FW		5-25/53.1-212.4	0.2	270	555	24
TW-713-2FW		20-100/16.6-71.9	0.5	403	1286	12
TW-723-2FW	14x18	20-100/16.6-71.9	0.5	430	1286	12
TW-724-1FW		40-200/33.2-143.8	1	484	1400	12
TW-724-2FW		60-340/51.6-243.4	2	585	1602	12
TW-724-5FW		80-400/66.4-287.8	2	585	1602	12
TW-724-9FW		70-350/59-250.8	2	585	1602	12
TW-726-1FW		100-600/92-424	5	988	5600	2
TW-726-2FW		150-800/129-572	5	1178	5700	2
TW-728-2FW		200-1000/166-719	5	1178	5700	2

INTERCHANGEABLE TORQUE WRENCH SET 541008 (8PCS) ; 522011 (11PCS)

Features

- Industrial application.
- Tolerance of torque ±3%.
- Easy torque-adjusting design.
- Applied to both clockwise and counterclockwise directions.
- Quality meets DIN ISO 6789 & ASME B107.300-2010.

SPECIFICATIONS

TT NO.	mm	Nm		Ratchet insert tools(push type)	Open ended insert tools	Ring insert tools	g	case/CTN
54100821DW	9x12	TW-712-1DW	2-10	1/4"	10,13,17	10,13,17	1264	18
54100822DW		TW-712-2DW	4-20	1/4"	10,13,17	10,13,17	1372	18
54100823DW		TW-712-3DW	10-60	3/8"	10,13,17	10,13,17	1372	18
54100828DW		TW-712-8DW	5-25	1/4"	10,13,17	10,13,17	1264	18
TT NO.	mm	in-lb		Ratchet insert tools(push type)	Open ended insert tools	Ring insert tools	g	case/CTN
54100821EW	9x12	TW-712-1EW	20-100	1/4"	10,13,17	10,13,17	1264	18
N4100822EW		TWN-712-2EW	40-200	1/4"	10,13,17	10,13,17	1372	18
54100826EW		TW-712-6EW	100-500	3/8"	10,13,17	10,13,17	1372	18
54100827EW		TW-712-7EW	50-250	1/4"	10,13,17	10,13,17	1264	18
TT NO.	mm	Nm/ft-lb(in-lb)		Ratchet insert tools(push type)	Open ended insert tools	Ring insert tools	g	case/CTN
54100821FW	9x12	TW-712-1FW	2-10/22.1-84.1	1/4"	10,13,17	10,13,17	1264	18
54100822FW		TW-712-2FW	4-20/39.8-172.6	1/4"	10,13,17	10,13,17	1372	18
54100823FW		TW-712-3FW	10-60/9.2-42.4	3/8"	10,13,17	10,13,17	1372	18
54100824FW		TW-712-4FW	10-50/99.6-431.5	3/8"	10,13,17	10,13,17	1372	18
54100828FW		TW-712-8FW	5-25/53.1-212.4	1/4"	10,13,17	10,13,17	1264	18
TT NO.	mm	Nm		Ratchet insert tools(push type)	Open ended insert tools		g	case/CTN
52201132DW	14x18	TW-723-2DW	20-100	3/8"	13,14,15,17,19,22,24,27,30		3712	6
52201141DW		TW-724-1DW	40-200	1/2"	13,14,15,17,19,22,24,27,30		3825	6
52201142DW		TW-724-2DW	60-340	1/2"	13,14,15,17,19,22,24,27,30		4047	6
52201145DW		TW-724-5DW	80-400	1/2"	13,14,15,17,19,22,24,27,30		4047	6
TT NO.	mm	ft-lb		Ratchet insert tools(push type)	Open ended insert tools		g	case/CTN
N2201132EW	14x18	TWN-723-2EW	15-80	3/8"	13,14,15,17,19,22,24,27,30		3712	6
52201141EW		TW-724-1EW	20-150	1/2"	13,14,15,17,19,22,24,27,30		3825	6
N2201142EW		TWN-724-2EW	50-250	1/2"	13,14,15,17,19,22,24,27,30		4047	6
TT NO.	mm	Nm/ft-lb		Ratchet insert tools(push type)	Open ended insert tools		g	case/CTN
52201132FW	14x18	TW-723-2FW	20-100/16.6-71.9	3/8"	13,14,15,17,19,22,24,27,30		3712	6
52201141FW		TW-724-1FW	40-200/33.2-143.8	1/2"	13,14,15,17,19,22,24,27,30		3825	6
52201142FW		TW-724-2FW	60-340/51.6-243.4	1/2"	13,14,15,17,19,22,24,27,30		4047	6
52201145FW		TW-724-5FW	80-400/66.4-287.8	1/2"	13,14,15,17,19,22,24,27,30		4047	6

INTERCHANGEABLE HOOK HEAD TORQUE WRENCH SET

Features

- Industrial application.
- Tolerance of torque ±4%.
- 1pc interchangeable torque wrench.
- 6pcs 14×18 hook head inserts (clamping range Ø28~Ø90).
- Easy torque-adjusting design.
- Quick release design.
- Applied to both clockwise and counterclockwise directions.
- Quality meets DIN ISO 6789 & ASME B107.300-2010.
- Widely used in automobile, machine tool building and petroleum industries.



mm	A	H	L
∅28-36	2.5	8	581
∅40-45	3	8	589
∅50-55	3	8	589
∅58-62	3.5	8	594
∅68-75	3.5	8	599
∅80-90	4	8	602

SPECIFICATIONS

TT NO.	mm	Nm	Hook head insert tools (mm)	g	case/CTN
162007GW41D	14×18	40–200	Ø28–36, Ø40–45, Ø50–55, Ø58–62, Ø68–75, Ø80–90	3760	6

REVERSIBLE TORQUE WRENCH (62 Series)

Features

- Reversible torque wrench.
- Robust 72 teeth ratchets.
- 5˚gear action.
- Easy torque-adjusting design brings the energy-saving benefit.
- Quality meets DIN ISO 6789 & ASME B107.300-2010.
- Tolerance of torque ±3%.

SPECIFICATIONS

TT NO.	Square drive	Teeth	Nm	Graduation	L(mm)	g	case/CTN
TW-272-1DW	1/4"	72T	2-10	0.1	281	550	24
TW-272-2DW			4-20	0.1	322	650	24
TW-272-4DW			10-50	0.25	322	650	24
TW-272-8DW			5-25	0.2	281	550	24
TW-372-2DW	3/8"	72T	20-100	0.5	436	1350	12
TW-372-3DW			10-60	0.5	337	760	24
TW-372-4DW			10-50	0.25	337	760	24
TW-372-8DW			5-25	0.2	281	550	24
TW-472-1DW	1/2"	72T	40-200	1	490	1490	12
TW-472-2DW			60-340	2	590	1706	12
TW-472-5DW			80-400	2	590	1706	12
TW-472-6DW			20-100	0.5	337	760	12

TT NO.	Square drive	Teeth	ft-lb (in-lb)	Graduation	L(mm)	g	case/CTN
TW-272-1EW	1/4"	72T	20-100	1	281	550	24
TWN-272-2EW			40-200	1	322	640	24
TW-272-6EW			100-500	2.5	322	640	24
TW-272-7EW			50-250	2	281	550	24
TWN-372-2EW	3/8"	72T	15-80	0.5	436	1350	12
TW-472-1EW	1/2"	72T	20-150	1	490	1490	12

TT NO.	Square drive	Teeth	Nm / ft-lb (in-lb)	Graduation	L(mm)	g	case/CTN
TW-272-1FW	1/4"	72T	2-10/22.1-84.1	0.1	281	550	24
TW-272-2FW			4-20/39.8-172.6	0.1	322	650	24
TW-272-4FW			10-50/99.6-431.5	0.25	322	650	24
TW-272-8FW			5-25/53.1-212.4	0.2	281	550	24
TW-372-2FW	3/8"	72T	20-100/16.6-71.9	0.5	436	1350	12
TW-372-3FW			10-60/9.2-42.4	0.5	337	760	24
TW-372-4FW			10-50/99.6-431.5	0.25	337	760	24
TW-372-8FW			5-25/53.1-212.4	0.2	281	550	24
TW-472-1FW	1/2"	72T	40-200/33.2-143.8	1	490	1490	12
TW-472-2FW			60-340/51.6-243.4	2	590	1706	12
TW-472-5FW			80-400/66.4-287.8	2	590	1706	12

FLEXIBLE TORQUE WRENCH (62 Series)

Features

- Tolerance of torque -- unflexed ±3%.
- Easy torque-adjusting design.
- Quick release design.
- Quality meets DIN ISO 6789 & ASME B107.300-2010.
- CW/CCW directions.

SPECIFICATIONS

TT NO.	Square drive	Teeth	Nm	Graduation	L(mm)	g	case/CTN
TW-392-2DW	3/8"	32T	20-100	0.5	464	1370	12

TT NO.	Square drive	Teeth	Nm/ft-lb	Graduation	L(mm)	g	case/CTN
TW-392-2FW	3/8"	32T	20-100/16.6-71.9	0.5	464	1370	12

TT NO.	Square drive	Teeth	Nm	Graduation	L(mm)	g	case/CTN
TW-492-84	1/2"	32T	20-100	0.5	464	1370	12

ADJUSTABLE TORQUE WRENCH

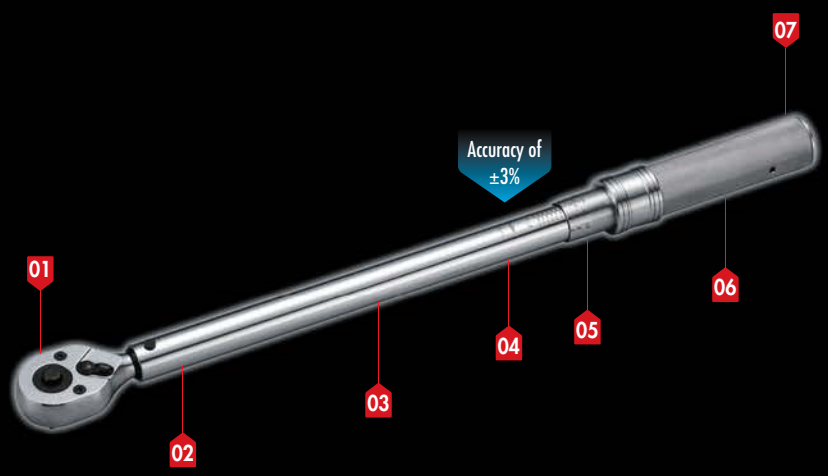

01 (a) Ratchet Head: Chromium-vanadium alloy steel brings better strength and life cycle.
(b) D Drive: Chromium-molybdenum alloy steel brings better stability and reliability.
(c) Push button design for quick release function.
(d) Accuracy of torque ±3%; quality meets DIN ISO 6789 & ASME B107.300-2010.

02 Round tube design: Applied to both clockwise and counterclockwise directions.
Steel Tube: The steel with carburizing process for better strength and life cycle.
Electroplating Finished: Good for anti-corrosion and anti-abrasion.

03 Engraving serial no. for quality tracing purpose.

04 Single or dual scale laser marking.
Micrometer scale for more accurate torque value setting.

05 Lock mechanism:
(a) Easy torque-adjusting design.
(b) Adjustment System: Press locking ring to "unlock" the wrench for torque setting; release locking ring to "lock".

06 Handle: Non-slip knurled handle design; customized color handle is available.

07 Aluminum poly end cap: Standard or customized color is available.

INDUSTRIAL TORQUE WRENCH (69 Series)

Features

- Industrial application.
- Non-slip knurled handle design.
- Wide range of choice.
- Tolerance of torque ±3%.
- Easy torque-adjusting design brings the energy-saving benefit.
- Quick release design.
- Applied to both clockwise and counterclockwise directions.
- Quality meets DIN ISO 6789 & ASME B107.300-2010.





SPECIFICATIONS

TT NO.	Square drive	Teeth	Nm/ft-lb (in-lb)	Graduation	L(mm)	g	case/CTN
TW-269-1F	1/4"	64T	1-6/11.1-50.9	0.05	210	300	24
TW-269-2F			3-15/31-128	0.1	210	300	24
TW-269-3F			5-25/53-212	0.2	248	340	24
TW-369-16	3/8"	64T	1-6/11.1-50.9	0.05	210	300	24
TW-369-26			3-15/31-128	0.1	210	300	24
TW-369-36			5-25/53-212	0.2	248	340	24
TW-369-1F		32T	10-60/9.2-42.4	0.5	370	840	12
TW-369-2F			20-100/16.6-71.9	0.5	433	1020	12
TW-469-8F	1/2"	32T	20-100/16.6-71.9	0.5	433	1020	12
TW-469-1F			40-200/33-144	1	530	1650	12
TW-469-2F			60-340/52-243	2	610	1800	12
TW-469-4F			80-400/66-288	2	610	1800	12
TW-669-1F	3/4"	24T	100-600/92-424	5	1050	5300	2
TW-669-2F			150-800/129-572	5	1240	6400	2
TW-669-3F			200-1000/166-719	5	1240	6400	2
TW-869-1F	1"	24T	150-800/129-572	5	1240	6400	2
TW-869-2F			200-1000/166-719	5	1240	6400	2
TW-869-3F			300-1500/258-1070	10	1850	10600	1

TT NO.	Square drive	Teeth	ft-lb (in-lb)/Nm	Graduation	L(mm)	g	case/CTN
TW-269-1C	1/4"	64T	10-60/1.4-6.5	0.5	210	300	24
TW-269-2C			30-150/4-16.4	1	210	300	24
TW-269-3C			50-250/6.8-27.1	2	248	340	24
TW-369-13	3/8"	64T	10-60/1.4-6.5	0.5	210	300	24
TW-369-23			30-150/4-16.4	1	210	300	24
TW-369-33			50-250/6.8-27.1	2	248	340	24
TWN-369-1C		32T	15-80/27.3-105.1	0.5	433	1020	12
TW-369-2C			20-100/33.9-128.8	1	433	1020	12
TW-469-8C	1/2"	32T	20-100/33.9-128.8	1	433	1020	12
TWN-469-2C			50-250/75-332	1	610	1650	12
TW-669-2C	3/4"	24T	100-600/169-779	5	1240	6400	2
TWN-669-2C			150-600/237-779	5	1240	6400	2
TW-669-3C			150~750/237~983	5	1240	6400	2
TW-869-1C	1"	24T	100-600/169-779	5	1240	6400	2
TW-869-2C			150-750/237-983	5	1240	6400	2
TW-869-3C			200-1000/305-1322	5	1850	10600	1

ADJUSTABLE TORQUE WRENCH

01 Round head:
A highly robust mechanism with inner 4 pawls mechanism design to bear large output value, without plate and screws to avoid loosing while operation. Push-through square drive.

02 Reliable mechanism:
The robust and resistant fully chromed steel tube is ideal of industrial use.
An audible and palpable signal indicates automatically when the desire torque value is achieved.

03 Serial number:
Each piece engraving serial number for traceability.

04 Scales:
Easy read laser scales is available for multi units and double scales for different market need.

05 Micrometer scales:
Very precise adjustment by visible micrometer laser scales on handle ensure optimal and simplified readings while operation.The micrometer scales for precision adjustment is in integral values, for user easily take round figures while operation.

06 Lock ring:
Easy torque adjustment by press down the Lock-ring, brings energy saving and automatically lock device to avoid accidentally altering setting.

07 Extension bar:
It is necessary to connect 3 extension bars while operation. The easy lock design, to insert extension bar until locking position.

INDUSTRIAL TORQUE WRENCH (69 Series)

Features

- Industrial application.
- Wide range of choice.
- Tolerance of torque ±3%.
- Easy torque-adjusting design brings the energy-saving benefit.
- Applied to both clockwise and counterclockwise directions.
- Quality meets DIN ISO 6789 & ASME B107.300-2010.



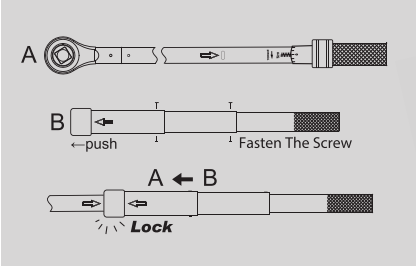



SPECIFICATIONS

TT NO.	Square drive	Teeth	Nm	Graduation	L(mm)	g	case/CTN
TW-822-2D	1"	36T	400-2000	20	2300	18300	1
TW-822-3D			500-2500	20	2755	19600	1

TT NO.	Square drive	Teeth	ft-lb	Graduation	L(mm)	g	case/CTN
TW-822-2E	1"	36T	300-1500	10	2300	18300	1
TW-822-3E			400-2000	10	2755	19600	1

TT NO.	Square drive	Teeth	Nm/ft-lb	Graduation	L(mm)	g	case/CTN
TW-822-2F	1"	36T	400-2000/369-1402	20	2300	18300	1
TW-822-3F			500-2500/443-1771	20	2755	19600	1

TT NO.	Square drive	Teeth	ft-lb/Nm	Graduation	L(mm)	g	case/CTN
TW-822-2C	1"	36T	300-1500/475-1966	10	2300	18300	1
TW-822-3C			400-2000/610-2644	10	2755	19600	1

3200
2800
2400
2000
1600

0
(mm)
400
800
1200
TW-822-3F 2500NM
TW-822-2F 2000NM
TW-869-3F 1500NM
TW-869-2F 1000NM

INTERCHANGEABLE TORQUE WRENCH (69 Series)

Features

- Using standard insert tool (9x12, 14x18 rectangular cavity).
- Industrial application.
- Positive button design which removes the insert head easily.
- Quality meets DIN ISO 6789 & ASME B107.300-2010.
- Tolerance of torque ±3%.





SPECIFICATIONS

TT NO.	mm	Nm/ft-lb (in-lb)	Graduation	L(mm)	g	case/CTN
TW-916-1F	9x12	1-6/11.1-50.9	0.05	197	290	24
TW-916-2F		3-15/31-128	0.1	197	290	24
TW-916-3F		5-25/53-212	0.2	227	330	24
TW-913-1F		10-60/9.2-42.4	0.5	340	790	12
TW-913-2F		20-100/16.6-71.9	0.5	403	860	12
TW-923-1F	14x18	10-60/9.2-42.4	0.5	362	820	12
TW-923-2F		20-100/16.6-71.9	0.5	425	990	12
TW-924-1F		40-200/33-144	1	503	1470	12
TW-924-2F		60-340/52-243	2	583	1620	12
TW-924-4F		80-400/66-288	2	583	1620	12
TW-926-1F		100-600/92-424	5	985	4900	2
TW-926-2F		150-800/129-572	5	1170	6000	2
TW-926-3F		200-1000/166-719	5	1170	6000	2

TT NO.	mm	ft-lb (in-lb)/Nm	Graduation	L(mm)	g	case/CTN
TW-916-1C	9x12	10-60/1.4-6.5	0.5	197	290	24
TW-916-2C		30-150/4-16.4	1	197	290	24
TW-916-3C		50-250/6.8-27.1	2	227	330	24
TWN-913-1C		15-80/23.7-105.1	0.5	403	860	12
TW-913-2C		20-100/33.9-128.8	1	403	860	12
TWN-923-1C	14x18	15-80/23.7-105.1	0.5	425	990	12
TW-923-2C		20-100/33.9-128.8	1	425	990	12
TWN-924-1C		30-150/48-197	1	503	1470	12
TWN-924-2C		50-250/75-332	1	583	1620	12

INTERCHANGEABLE TORQUE WRENCH (69 Series)

Features

- Using standard insert tool (Ø16mm & Ø22mm spigot end).
- Industrial application.
- Positive button design which removes the insert head easily.
- Quality meets DIN ISO 6789 & ASME B107.300-2010.
- Tolerance of torque ±3%.

SPECIFICATIONS

TT NO.	ø(mm)	Nm/ft-lb	Graduation	L(mm)	g	case/CTN
TW-953-1F	ø16mm	10-60/9.2-42.4	0.5	359	870	12
TW-953-2F		20-100/16.6-71.9	0.5	422	940	12
TW-964-1F	ø22mm	40-200/33-144	1	512	1520	12
TW-964-2F		60-340/52-243	2	592	1670	12
TW-964-4F		80-400/66-288	2	592	1670	12

TT NO.	ø(mm)	ft-lb/Nm	Graduation	L(mm)	g	case/CTN
TWN-953-1C	ø16mm	15-80/23.7-105.1	0.5	422	940	12
TW-953-2C		20-100/33.9-128.8	1	422	940	12
TW-964-1C	ø22mm	20-150/34-197	1	513	1520	12
TWN-964-2C		50-250/75-332	1	592	1670	12

REVERSIBLE TORQUE WRENCH (69 Series)

Features

- Reversible torque wrench.
- Robust 72 teeth ratchets.
- 5° gear action.
- Easy torque-adjusting design brings the energy-saving benefit.
- Fixed head version allows to use in narrow spaces.
- Quality meets DIN ISO 6789 & ASME B107.300-2010.
- Tolerance of torque ±3%.







SPECIFICATIONS

TT NO.	Square drive	Nm/ft-lb	Graduation	L(mm)	g	case/CTN
TW-379-1F	3/8"	10-60/9.2-42.4	0.5	369	890	12
TW-379-2F		20-100/16.6-71.9	0.5	432	1070	12
TW-479-1F	1/2"	40-200/33-144	1	509	1560	12
TW-479-2F		60-340/52-243	2	589	1710	12
TW-479-4F		80-400/66-288	2	589	1710	12

TT NO.	Square drive	ft-lb/Nm	Graduation	L(mm)	g	case/CTN
TWN-379-1C	3/8"	15-/0/23.7-105.1	0.5	432	1070	12
TW-379-2C		20-100/33.9-128.8	1	432	1070	12
TW-479-1C	1/2"	20-150/34-197	1	509	1560	12
TWN-479-2C		50-250/75-332	1	589	1710	12

INDUSTRIAL TORQUE WRENCH (69 Series W / Anodic Handle)

Features

- Industrial application.
- Non-slip with anodic aluminum knurled handle design.
- Wide range of choice.
- Tolerance of torque ±3%.
- Easy torque-adjusting design brings the energy-saving benefit.
- Quick release design.
- Applied to both clockwise and counterclockwise directions.
- Quality meets DIN ISO 6789 & ASME B107.300-2010.





SPECIFICATIONS

TT NO.	Square drive	Teeth	Nm/ft-lb (in-lb)	Graduation	L(mm)	g	case/CTN
64269-1F	1/4"	64T	1-6/11.1-50.9	0.05	210	300	24
64269-2F			3-15/31-128	0.1	210	300	24
64269-3F			5-25/53-212	0.2	248	340	24
64369-16	3/8"	64T	1-6/11.1-50.9	0.05	210	300	24
64369-26			3-15/31-128	0.1	210	300	24
64369-36			5-25/53-212	0.2	248	340	24
64369-1F		32T	10-60/9.2-42.4	0.5	370	840	12
64369-2F			20-100/16.6-71.9	0.5	433	1020	12
64469-8F	1/2"	32T	20-100/16.6-71.9	0.5	433	1020	12
64469-1F			40-200/33-144	1	530	1650	12
64469-2F			60-340/52-243	2	610	1800	12
64469-4F			80-400/66-288	2	610	1800	12
64669-1F	3/4"	24T	100-600/92-424	5	1050	5300	2
64669-2F			150-800/129-572	5	1240	6400	2
64669-3F			200-1000/166-719	5	1240	6400	2
64869-1F	1"	24T	150-800/129-572	5	1240	6400	2
64869-2F			200-1000/166-719	5	1240	6400	2

TT NO.	Square drive	Teeth	ft-lb (in-lb)/Nm	Graduation	L(mm)	g	case/CTN
64269-1C	1/4"	64T	10-60/1.4-6.5	0.5	210	300	24
64269-2C			30-150/4-16.4	1	210	300	24
64269-3C			50-250/6.8-27.1	2	248	340	24
64369-13	3/8"	64T	10-60/1.4-6.5	0.5	210	300	24
64369-23			30-150/4-16.4	1	210	300	24
64369-33			50-250/6.8-27.1	2	248	340	24
64369-2C		32T	20-100/33.9-128.8	1	433	1020	12
64469-8C	1/2"	32T	20-100/33.9-128.8	1	433	1020	12
64669-2C	3/4"	24T	100-600/169-779	5	1240	5300	2
64669-3C			150-750/237-983	5	1240	6400	2
64869-1C	1"	24T	100-600/169-779	5	1240	6400	2
64869-2C			150-750/237-983	5	1240	6400	2

ADJUSTABLE TORQUE WRENCH



01 90 teeth ratched head:
A highly robust ratchet mechanism for CW and CCW directions application.
Repair kit for inner spare parts of ratchet head is available.

02 Reliable mechanism:
The robust and resistant fully chromed steel tube is ideal of industrial use.
An audible and palpable signal indicates automatically when the desire torque value is achieved.

03 Serial number:
Each piece lasering serial number for traceability.

04 Scales:
Fine engraving marking scales with dual scale (Ft-lb/ N.m) on the front and back.

05 Micrometer scales:
Very precise adjustment by visible micrometer engraving scales on handle ensure optimal and simplified readings while operation. The micrometer scales for precision adjustment is in integral values, for user easily take round figure while operation.

06 Lock ring:
Easy torque adjustment by press down the lock-ring, brings energy saving and automatically lock device to avoid accidentally altering setting.

07 Aluminum handle:
Non-slip knurled handle design with aluminum; customized anodic color handle is available.

08 End cap:
Aluminum poly end cap with standard or customized design.

AMERICAN-STYLE CLICK TORQUE WRENCH

Features

- Industrial application.
- 90-tooth ratchet with 4° swing arc, perfect for tight spaces.
- Non-slip anodic aluminum knurled handle design.
- Tolerance of torque ±3%.
- Easy torque-adjusting design brings the energy-saving benefit.
- Pull down lock-ring with spring loaded for positive lock.
- Calibration certificate and individual instrument serial number are included.
- Applied to both clockwise and counterclockwise directions.
- Quality meets DIN ISO 6789 & ASME B107.300-2010.

Easy lock and adjustment design.

Renewal kit:
02909DL
03901DL
03909DL
04909DL

Renewal kit:
04908DL
06208DL

Knurled scales offers better permanency and visibility

Rugged protection by blow-molded case

SPECIFICATIONS

TT NO.	Square drive	Teeth	ft-lb/in-lb/Nm	Graduation	L(mm)	g	case/CTN
68269-1C	1/4"	90T	10-60/1.4-6.5	0.5	207	333	24
68269-2C			30-150/4-16.4	1	207	333	24
68269-3C			50-250/6.8-27.1	2	245	373	24
68369-13	3/8"	90T	10-60/1.4-6.5	0.5	207	333	24
68369-23			30-150/4-16.4	1	207	333	24
68369-33			50-250/6.8-27.1	2	245	373	24
68369-1C			10-80/17-105.1	0.5	433	1065	12
68369-2C			20-100/30.5-132.2	0.5	433	1065	12
68469-8C	1/2"	90T	20-100/30.5-132.2	0.5	433	1065	12
68469-1C			20-150/34-197	1	527	1695	12
68469-2C			50-250/75-332	1	607	1845	12
68469-7C			60-300/96-394	2	607	1845	12
68469-4C	1/2"	72T	70-350/108.5-461	2	795	2275	6
68669-1C	3/4"	72T	50-450/102-576	5	864	10500	2
68669-2C			150-600/237-779	5	1050	10500	2
68669-3C			150-750/237-983	5	1050	10500	2

ADJUSTABLE TORQUE WRENCH

01 (a) Ratchet Head: Chromium-vanadium alloy steel brings better strength and life cycle.
(b) D Drive: Chromium-molybdenum alloy steel brings better stability and reliability.
(c) Quick release button function.
(d) Accuracy of torque ±3%; quality meets DIN ISO 6789 & ASME B107.300-2010.

02 Steel tube: The steel with carburizing process for better strength and life cycle.
Electroplating finished: Good for anti-corrosion and anti-abrasion.
Thin head & flat tube is suitable for narrow working environment.
A laser marked arrow pointed to CW direction can avoid improper use.
Loud click sound and strong impulse when required torque reached.
Side hole is designed for easy calibration and maintenance.

03 Engraving serial no. for quality tracing purpose.

04 Dual scale window: Easy readable for two different units.

05 Micrometer scale for more accurate torque value setting.

06 Ergonomic shape and non-slip NBR grip.

07 Turn switch CCW direction to "UNLOCK" the wrench for torque setting;
turn switch CW direction to "LOCK".

ROBUST TORQUE WRENCH

Features

- Adjustable torque wrench with square drive for controlled tightening.
- Easily readable dual scale N-m and Ft-lb below a window.
- Additional micrometer scale for setting interim value.
- Loud click sound and strong impulse when required torque is reached.
- Ergonomically shaped and convenient plastic handle grip.
- Locking button enables reliable locking of the torque setting.
- Tolerance of torque ±3%.
- Quality meets DIN ISO 6789 & ASME B107.300-2010.



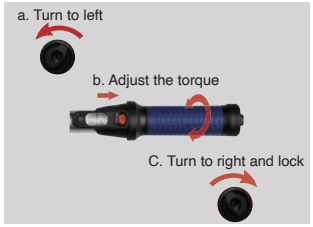

SPECIFICATIONS

TT NO.	Square drive	Teeth	Nm	lbf.ft	Graduation	g	L(mm)	case/CTN
TWN-225-2F	1/4"	24T	5-25	3.6-18	0.1	410	296	24
TWN-325-2F	3/8"	24T	10-50	7.4-37	0.25	470	333	12
TWN-425-1F			20-100	15-75	0.5	820	400	12
TWN-425-2F	1/2"	32T	40-200	30-150	1	1300	500	12
TW-425-3F			60-300	45-220	1	1470	635	12
TW-625-4F			80-400	60-300	1	1470	635	12
TW-625-1F	3/4"	24T	100-600	110-590	2	4560	1040	2
TW-625-2F			150-800	110-590	2	4920	1200	2
TW-625-3F			200-1000	150-740	5	4920	1200	2

1000Nm Type

ADJUSTABLE TORQUE WRENCH



01 Ratchet head:
A robust ratchet mechanism with 72 teeth gears for bi-directions application. Quick released design for changing socket quickly. Repair kit for inner spare parts of ratchet head is available.

02 Reliable mechanism:
The robust and resistant fully chromed steel tube is ideal of industrial use. The smaller round head is suitable for narrow working environment.

03 Serial number:
Each piece engraving serial no. for traceability.

04 Window display:
Dual scale N-m and Ft-lb below the window.

05 Micrometer scale:
Additional micrometer scale for setting accurate value.

06 NBR grip handle:
Ergonomic shape with non-slip and comfortable grip.

07 Adjustment system:
Locking button enables reliable locking of the torque setting.
Turn switch CCW direction to "UNLOCK" the wrench for torque setting; turn switch CW direction to "LOCK".

REVERSIBLE ROBUST TORQUE WRENCH

Features

- Reversible torque wrench for bi-directional tightening.
- Robust 72 teeth ratchets with 5° gear action.
- Fixed head version allows to use in narrow spaces.
- Easily readable dual scale N-m and Ft-lb below the window.
- Additional micrometer scale for setting interim value.
- Ergonomically shaped and convenient plastic handle grip.
- Locking button enables reliable locking of the torque setting.
- Quality meets DIN ISO 6789 & ASME B107.300-2010.
- Tolerance of torque ±3%.

SPECIFICATIONS

TT NO.	Square drive	Teeth	Nm	lbf.ft	Graduation	g	L(mm)	case/CTN
TW-277-2F	1/4"	72T	5-25	3.6-18	0.1	410	296	24
TW-377-2F	3/8"	72T	10-50	7.4-37	0.25	470	333	12
TW-477-1F	1/2"	72T	20-100	15-75	0.5	820	400	12
TW-477-2F			40-200	30-150	1	1300	500	12
TW-477-3F			60-300	45-220	1	1470	635	12
TW-677-4F	3/4"	72T	80-400	60-300	1	1470	635	12
TW-677-1F			100-600	75-440	2	4650	1040	2
TW-677-2F			150-800	110-590	2	4920	1200	2
TW-677-3F			200-1000	150-740	5	4920	1200	2

INTERCHANGEABLE ROBUST TORQUE WRENCH

Features

- Use with standard insert tools (9x12 & 14x18 rectangular cavity).
- Quick release button design for easy insert head removal.
- Easily readable dual scale N-m and Ft-lb below the window.
- Additional micrometer scale for setting interim value.
- Ergonomically shaped and convenient plastic handle grip.
- Locking button enables reliable locking of the torque setting.
- Applied to both clockwise and counterclockwise directions.
- Quality meets DIN ISO 6789 & ASME B107.300-2010.
- Tolerance of torque ±3%.

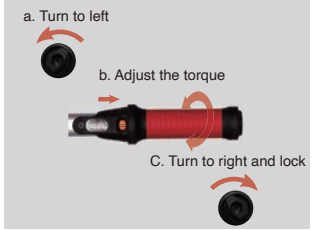

SPECIFICATIONS

TT NO.	mm	Nm	lbf.ft	Graduation	g	L(mm)	case/CTN
33612-3F	9 x12	5-25	3.6-18	0.1	440	290	24
33613-3F		10-50	7.4-37	0.25	530	340	24
33614-4F		20-100	15-75	0.5	1030	410	12

TT NO.	mm	Nm	lbf.ft	Graduation	g	L(mm)	case/CTN
33624-3F	14x18	60-300	45-220	1	1400	597	12
33624-4F		80-400	60-300	1	1470	635	12
33624-5F		40-200	30-150	1	1230	510	12
33626-1F		100-600	75-440	2	3890	980	2
33626-2F		150-800	110-590	5	4300	1060	2
33626-3F		200-1000	150-740	5	4300	1060	2

INTERCHANGEABLE ROBUST TORQUE WRENCH

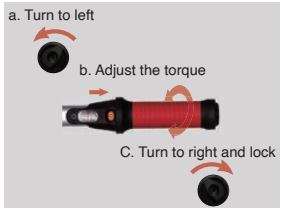

Features

- Use with standard insert tools Ø16mm spigot end.
- Quick release button design for easy insert head removal.
- Easily readable dual scale N-m and Ft-lb below the window.
- Additional micrometer scale for setting interim value.
- Ergonomically shaped and convenient plastic handle grip.
- Locking button enables reliable locking of the torque setting.
- Applied to both clockwise and counterclockwise directions.
- Quality meets DIN ISO 6789 & ASME B107.300-2010.
- Tolerance of torque ±3%.

SPECIFICATIONS

TT NO.	Ø(mm)	Nm	lbf.ft	Graduation	g	L(mm)	case/CTN
TW-633-3F	16mm	5-25	3.6-18	0.1	440	350	24
TW-633-4F		20-100	15-75	0.5	1030	440	12
TW-634-5F		40-200	30-150	1	1230	500	12

ADJUSTABLE TORQUE WRENCH



01 Output Square Drive:
Chromium - molybdenum alloy steel brings better strength, toughness, stability and life cycle.

02 Mechanism:
Integrated 3-lever chain mechanism brings length independence, greater sensitivity, high accuracy and a long-life cycle.

03 Main body:
Use the high intensity aluminum alloy.
The weight of aluminum is extremely lighter than steel, good for long-time operation and heavy industry.
Chrome-plating finish strengthens the material hardness & anti-collision.

04 Loud click sound and strong impulse when required torque reached.

05 Dual-scale window of torque measurement (Nm & Ft-lbs)

06 Engraving serial no. for quality tracing purpose.

07 Nice-to-hold handgrip enables safe work and less operator fatigue.
Energy saving torque-design: quick pull out and easy adjustment with unique crank.
Suitable for heavy, aerospace, wind power and automation industries.

ALUMINUM TORQUE WRENCH (Single-Drive)

Features

- Industrial application with durability.
- Single drive design for applying to clockwise direction; both push & no-push are available for selection.
- Lightweight yet robust; housing is made of aluminium alloy.
- Multi-lever mechanism brings length independence and accurate torque.
- Loud click sound and strong impulse when torque value reached.
- Chrome-plating finish strengthens the material hardness & anti-collision.
- Quick pull out & easy adjustment with unique crank.
- Tolerance of torque ±3%.
- Quality meets DIN ISO 6789 & ASME B107.300-2010.

Easy lock and adjustment design.



1500Nm Type

2000Nm Type

3000Nm Type

SPECIFICATIONS

TT NO.	TYPE	Square drive	Nm	lbf.ft (lbf.in)	Graduation	g	L(mm)	case/CTN
TW-317-2F	NO PUSH	3/8"	8-40	70-350	5	940	356	12
TW-417-1F	NO PUSH	1/2"	20-120	15-90	5	1240	475	12
TW-417-2F			40-200	30-150	5	1500	563	12
TW-417-3F			50-300	35-220	5	1650	625	12
TW-617-2F	NO PUSH	3/4"	110-550	80-400	10	3000	827	2
TW-617-3F			140-760	100-560	10	3000	827	2
TW-617-4F			200-1000	140-740	10	3800	1413	2
TT NO.	TYPE	Square drive	Nm		Graduation	g	L(mm)	case/CTN
TW-817-1D	NO PUSH	1"	600-1500		25	10900	1615	1
TW-817-2D			750-2000		50	11700	2370	1
TW-917-2D	NO PUSH	1-1/2"	1500-3000		50	16400	2820	1
TT NO.	TYPE	Square drive	Nm	lbf.ft (lbf.in)	Graduation	g	L(mm)	case/CTN
TW-337-2F	PUSH	3/8"	8-40	70-350	5	940	356	12
TW-437-1F	PUSH	1/2"	20-120	15-90	5	1240	475	12
TW-437-2F			40-200	30-150	5	1500	563	12
TW-437-3F			50-300	35-220	5	1560	625	12
TW-637-2F	PUSH	3/4"	110-550	80-400	10	3000	827	2
TW-637-3F			140-760	100-560	10	3000	827	2
TW-637-4F			200-1000	140-740	10	3800	1413	2
TT NO.	TYPE	Square drive	Nm		Graduation	g	L(mm)	case/CTN
TW-837-1D	PUSH	1"	600-1500		25	10900	1615	1
TW-837-2D			750-2000		50	11700	2370	1

ALUMINUM TORQUE WRENCH (Dual-Drives)

Features

- Industrial application with durability.
- Dual drives design for applying to both clockwise and counterclockwise directions.
- Lightweight yet robust; housing is made of aluminium alloy.
- Multi-lever mechanism brings length independence and accurate torque.
- Loud click sound and strong impulse when torque value reached.
- Chrome-plating finish strengthens the material hardness & anti-collision.
- Quick pull out & easy adjustment with unique crank.
- Tolerance of torque ±3%.
- Quality meets DIN ISO 6789 & ASME B107.300-2010.



Easy lock and adjustment design.



INTERCHANGEABLE ALUMINUM TORQUE WRENCH

Features

- Industrial application with durability.
- Applying to standard insert tools (Ø16mm & Ø22mm spigot end).
- Positive button design which enable to remove the insert head easily.
- Lightweight yet robust; housing is made of aluminium alloy.
- Multi-lever mechanism brings length independence and accurate torque.
- Loud click sound and strong impulse when torque value reached.
- Chrome-plating finish strengthens the material hardness & anti-collision.
- Quick pull out & easy adjustment with unique crank.
- Tolerance of torque ±3%.
- Quality meets DIN ISO 6789 & ASME B107.300-2010.

Easy lock and adjustment design.



SPECIFICATIONS

TT NO.	Ø(mm)	Nm	lbf.ft(lbf.in)	Graduation	g	L(mm)	case/CTN
TW-653-2F		8–40	70–350	5	890	380	12
TW-654-1F	Ø16mm	25–120	20–90	5	1150	500	12
TW-654-2F		80–400	60–300	5	1550	650	12
TW-666-3F	Ø22mm	140–620	100–450	10	2900	860	12

3200
2800
2400
2000
1600

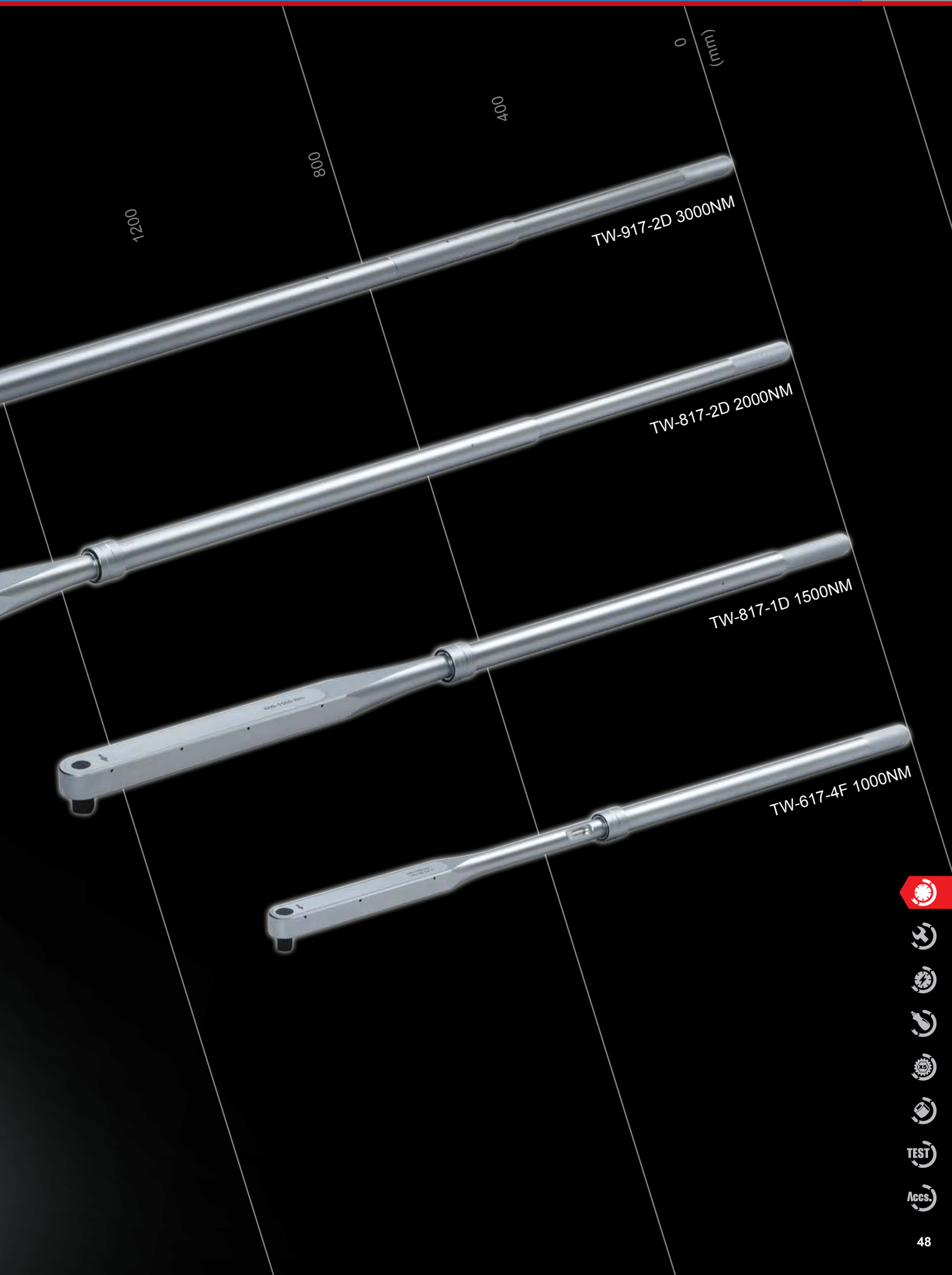
0
(mm)
400
800
1200
TW-917-2D 3000NM
TW-817-2D 2000NM
TW-817-1D 1500NM
TW-617-4F 1000NM

ADJUSTABLE TORQUE WRENCH



01 Push through drive:
(a) Chromium-molybdenum alloy steel brings better stability and reliability.
(b) Good for both CW/CCW directions.
(c) Accuracy of torque ±4%, quality meets DIN ISO 6789 & ASME B107.300-2010.

02 Head:
Chromium- vanadium alloy steel brings better strength and life cycle.

03 Steel tube: The steel with carburizing process for better strength and life cycle.
Electroplating finished: Good for anti-corrosion and anti-abrasion.
A laser marked arrow pointed to CW direction can avoid improper use.
Cantilever mechanism:
*Loud click sound and strong impulse when required torque reached.
*It brings length independence, greater sensitivity and life cycle.

04 Engraving serial no. for quality tracing purpose.

05 Four-Scales of measurement (Nm,kgf.m,lbf.in,lbf.ft)

06 Grip: With impact-resistant plastic PP.

07 Adjustment system:
Pull out the rocker-arm, turn to 90˚ and stress clockwise for adjusting the torque.

CLASSIC TORQUE WRENCH

Features

- Industrial application with durability.
- Tolerance of torque ±4%.
- Four torque units for easy scale reading.
- Push through drive for easy repair.
- Loud click sound when required torque is reached.
- The lever mechanism brings length independent and accurate torque.
- Quality meets DIN ISO 6789 & ASME B107.300-2010.

Easy lock and adjustment design.

No matter where to apply the force from the handle, no accuracy will be impacted.

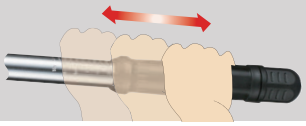

Renewal kit:
034224-2P04
034324-2P04
034324-3P04
034424-1P04
034424-2P04
034624-2P04
034824-2P04

Metal Handle Type

SPECIFICATIONS

TT NO.	Square drive	Nm	kgf.m	lbf.in	lbf.ft	Graduation	g	L(mm)	case/ CTN
TW-224-1S	1/4"	2.5-11	0.3-1.2	20-100	2-8	0.5	630	351	24
TW-224-2S		5-33	0.5-3.4	40-300	4-24	1	720	451	12
TW-324-1S	3/8"	2.5-11	0.3-1.2	20-100	2-8	0.5	630	351	24
TW-324-2S		5-33	0.5-3.4	40-300	4-24	1	720	451	12
TWN-324-2S		7-33	0.7-3.4	60-300	5-24	1	720	451	12
TW-324-3S		12-68	1.2-7	100-600	10-50	2	1050	506	12
TWN-324-3S		14-68	1.4-7	125-600	10-50	2	1050	506	12

TT NO.	Square drive	Nm	kgf.m	lbf.in	lbf.ft	Graduation	g	L(mm)	case/ CTN
TW-424-1S	1/2"	12-68	1.2-7	100-600	10-50	2	1050	506	12
TWN-424-1S		14-68	1.4-7	125-600	10-50	2	1050	506	12
TW-424-2S		25-135	3-14	200-1200	20-100	5	1600	553	12
TW-424-3S		50-225	5-23	400-2000	40-160	5	2300	597	12
TW-424-4S		70-330	7-35	600-3000	50-250	10	2600	800	6
TW-624-1S	3/4"	140-560	14-57	1200-5000	100-410	10	7410	995	2
TW-624-2S		200-800	22-82	1800-7200	140-600	20	7580	1049	2
TW-824-2S	1"	200-1000	22-100	1800-8850	140-740	20	12800	1362	1
TW-824-4S		500-2000	50-200	4500-17500	350-1500	50	16250	1400	1

ADJUSTABLE TORQUE WRENCH



01 Ratchet head:
A highly robust ratchet mechanism and flexible head.
Repair kit for inner spare parts of ratchet head is available.

02 Reliable mechanism:
Non coil-spring mechanism and no need to return to zero after use, which brings longer tool life and less maintenance request.

03 Hinge cover:
Toothed guard contains the lock function, which can prevent setting from being changed accidentally.
Knob-type torque adjustment brings faster and energy-efficient.

04 The window scale :
The conversion table to N.m displayed on the handle. The main reading window scale for single unit while operation.

05 Grip handle:
TPR cushion handle provides comfort, easy control and oil-resistance.



FLEXIBLE SPLIT-BEAM TORQUE WRENCH

Features

- Torque of tolerance -- unflexed ±4%; flexed ±4%~±10%.
- Non coil-spring mechanism and no need to return to zero after use, which brings longer tool life.
- Knob-type torque adjustment is faster and more energy efficient.
- Toothed hinge cover contains the lock function, which can prevent setting from being changed accidentally.
- Torque setting can be easily read through the window scale.
- Conversion table to N.m displayed on the handle.
- TPR cushion handle provides comfort, easy control and oil-resistance.
- Torque measurement in a clockwise direction only with 15 degree flex. head.
- Loud click sound and strong impulse when required torque is reached.
- Quality meets DIN ISO 6789 & ASME B107.300-2010.

Setting displayed in window

Open the hinge cover, adjust setting by knob (PAT.)

Renewal kit:
02982DK
03982DK
04982DK

Renewal kit:
04984DK
06982DK

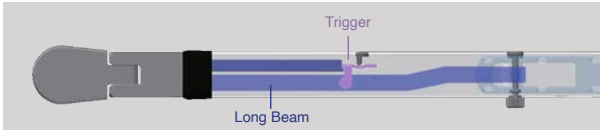

Non coil-spring mechanism

SPECIFICATIONS

TT NO.	Head Type	Square drive	Teeth	Swing arc	Nm	Gradua-tion	g	L(mm)	case/ CTN
68298-1F	Flex Ratchet	1/4"	90T	15°	4-20	0.5	400	258	24
68298-2F				15°	5-25	0.5	400	258	24
68398-1F	Flex Ratchet	3/8"	90T	15°	14-68	2	950	475	12
68398-2F				15°	25-130	5	950	475	12
68498-1F	Flex Ratchet	1/2"	90T	15°	40-200	5	1705	590	10
68498-2F				15°	70-350	5	1705	590	10
68498-3F				15°	80-400	5	1705	590	10
68698-2F	Detach-Ratchet	3/4"	72T	-	270-800	10	5450	1265	2

TT NO.	Head Type	Square drive	Teeth	Swing arc	ft-lb(In-lb)	Gradua-tion	g	L(mm)	case/ CTN
68298-1C	Flex Ratchet	1/4"	90T	15°	40-200	4.5	400	258	24
68298-2C				15°	45-225	4.5	400	258	24
68398-1C	Flex Ratchet	3/8"	90T	15°	10-50	1	950	475	12
68398-2C				15°	20-100	2	950	475	12
68398-3C				15°	120-600	10	950	475	12
68498-1C	Flex Ratchet	1/2"	90T	15°	30-150	5	1705	590	10
68498-2C				15°	40-250	5	1705	590	10
68498-3C				15°	60-300	5	1705	590	10
68498-4C	Flex Ratchet	1/2"	72T	15°	85-350	5	2275	790	6
68698-2C	Detach-Ratchet	3/4"	72T	-	200-600	10	5450	1265	2

25Nm、225In-lb Type

Detachable head and wrench



800Nm、600Ft-lb Type

FLEXIBLE SPLIT-BEAM TORQUE WRENCH

Features

- Torque of tolerance -- unflexed ±4%; flexed ±4%~±10%.
- Non coil-spring mechanism and no need to return to zero after use, which brings longer tool life.
- Knob-type torque adjustment is faster and more energy efficient.
- Toothed hinge cover contains the lock function, which can prevent setting from being changed accidentally.
- Torque setting can be easily read through the window scale.
- Conversion table to N.m displayed on the handle.
- TPR cushion handle provides comfort, easy control and oil-resistance.
- Torque measurement in a clockwise direction only with 15 degree flex. head; but 3/4" with detachable fixed ratchet applied to both clockwise and counterclockwise directions.
- Loud click sound and strong impulse when required torque is reached.
- Quality meets DIN ISO 6789 & ASME B107.300-2010.

Setting displayed in window

Open the hinge cover、adjust setting by knob(PAT.)

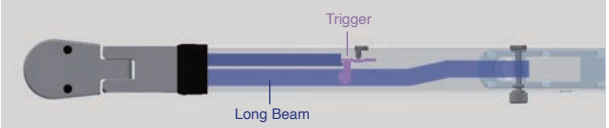

Non coil-spring mechanism

SPECIFICATIONS

TT NO.	Head Type	Square drive	Teeth	Swing arc	Nm	Gradua-tion	g	L(mm)	case/ CTN
68388-1F	Flex Ratchet	3/8"	32T	15°	14–68	2	950	475	12
68388-2F					25–130	5	950	475	12
68488-1F	Flex Ratchet	1/2"	32T	15°	40–200	5	1705	590	10
68488-2F					70–350	5	1705	590	10
68488-3F					80–400	5	1705	590	10
68628-2F	Detach-Ratchet	3/4"	24T	–	270–800	10	5450	1265	2

TT NO.	Head Type	Square drive	Teeth	Swing arc	ft-lb(in-lb)	Gradua-tion	g	L(mm)	case/ CTN
68388-1C	Flex Ratchet	3/8"	32T	15°	10–50	1	950	475	12
68388-2C					20–100	2	950	475	12
68388-3C					120–600	10	950	475	12
68488-1C	Flex Ratchet	1/2"	32T	15°	30–150	5	1705	590	10
68488-2C					40–250	5	1705	590	10
68488-3C					60–300	5	1705	590	10
68628-2C	Detach-Ratchet	3/4"	24T	–	200–600	10	5450	1265	2

Detachable head and wrench; push-thru type head



800Nm、600Ft-lb Type

PUSH-THRU SPLIT-BEAM TORQUE WRENCH

Features

- Torque of tolerance ±4%.
- Non coil-spring mechanism and no need to return to zero after use, which brings longer tool life.
- Knob-type torque adjustment is faster and more energy-efficient.
- Toothed hinge cover contains the lock function, which can prevent setting from being changed accidentally.
- Torque setting can be easily read through the window scale. Conversion table to Ft-lb displayed on the handle.
- TPR cushion handle provides comfort, easy control and oil-resistance.
- Loud click sound and strong impulse when required torque is reached. Applied to both clockwise and counterclockwise directions.
- Quality meets DIN ISO 6789 & ASME B107.300-2010.

Setting displayed in window

Push through drive

Renewal kit:
03282DK
04282DK
06282DK

Open the hinge cover, adjust setting by knob(PAT.)

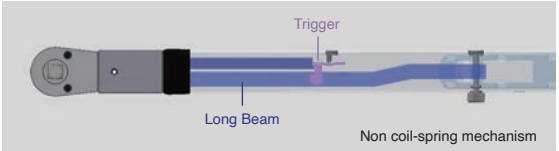

Non coil-spring mechanism

Detachable head and wrench



800Nm、600Ft-lb Type

SPECIFICATIONS

TT NO.	Head Type	Square drive	Teeth	Nm	Graduation	g	L(mm)	case/CTN
68328-1F	Fixed Ratchet	3/8"	32T	14–68	2	950	475	12
68328-2F				25–130	5	950	475	12
68428-1F	Fixed Ratchet	1/2"	32T	40–200	5	1700	590	10
68428-2F				70–350	5	1700	590	10
68628-2F	Detach-Ratchet	3/4"	24T	270–800	10	5450	1265	2

TT NO.	Head Type	Square drive	Teeth	ft-lb (in-lb)	Graduation	g	L(mm)	case/CTN
68328-1C	Fixed Ratchet	3/8"	32T	10–50	1	950	475	12
68328-2C				20–100	2	950	475	12
68328-3C				120–600	10	950	475	12
68428-1C	Fixed Ratchet	1/2"	32T	30–150	5	1700	590	10
68428-2C				50–250	5	1700	590	10
68628-2C	Detach-Ratchet	3/4"	24T	200–600	10	5450	1265	2

ADJUSTABLE TORQUE WRENCH



01 Ratchet head:
A highly robust ratchet mechanism for CW direction application only. Repair kit for inner spare parts of ratchet head is available.
The unique continuous slipping mechanism eliminates the risk of over tightening.

02 Reliable mechanism:
The robust and resistant fully chromed steel tube is ideal of industrial use.

03 Serial number:
Each piece engraving serial number for traceability.

04 Scales:
Dual scales under window for easy readable in both N-m and Ft-lb units.

05 Micrometer scale:
Additional micrometer scale for setting accurate value.

06 NBR grip handle:
Ergonomic shape with non-slip and comfortable features.

07 Adjustment system:
Locking button enables reliable locking of the torque setting.
Turn switch CCW direction to "UNLOCK" the wrench for torque setting; turn switch CW direction to "LOCK".

ADJUSTABLE SLIPPING TORQUE WRENCH

Features

- Unique continuous slipping mechanism eliminates the risk of over tightening.
- With 36T/48T ratchet-function for controlled clockwise direction.
- Adjustable tool in a wide torque range of applications.
- Easily readable dual scale N-m and Ft-lb below a window.
- Additional micrometer scale for setting interim value.
- Ergonomically shaped and convenient plastic handle grip.
- Locking button enables reliable locking of the torque setting.
- Tolerance of torque ±6%. (1-5Nm, 2-10Nm).
- Tolerance of torque ±4%. (5-25Nm, 10-60Nm, 25-100Nm).
- Quality meets DIN ISO 6789 & ASME B107.300-2010.

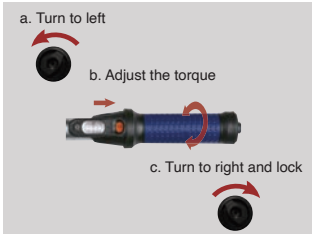

Slipping Mechanism:

When the torque value is achieved, the mechanism slips through over the roller and automatic resetting.

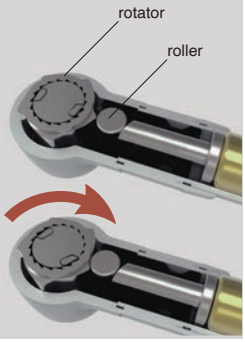

SPECIFICATIONS

TT NO.	Square drive	Teeth	Nm	lbf.ft	Graduation	g	L(mm)	case/ CTN
39216-1F	1/4"	36T	1-5	0.7-3.7	0.05	520	260	24
39216-2F			2-10	1.5-7.4	0.1	520	260	24
39216-3F			5-25	3.5-18	0.1	590	320	24
39316-2F	3/8"	36T	5-25	3.5-18	0.1	590	320	24
39316-3F		48T	10-60	8-44	0.25	655	355	24
39316-4F			25-100	18-75	0.5	1430	475	12
39416-1F	1/2"	48T	10-60	8-44	0.25	655	355	24
39416-2F			25-100	18-75	0.5	1430	475	12

TT NO.	Square drive	Teeth	lbf.in(lbf.ft)	Nm	Graduation	g	L(mm)	case/ CTN
39216-1C	1/4"	36T	10-45	1.5-5	0.5	520	260	24
39216-2C			20-90	2.5-10	1	520	260	24
39216-3C			50-220	6-25	1	590	320	24
39316-2C	3/8"	36T	50-220	6-25	1	590	320	24
39316-3C		48T	8-42	10-56	0.2	655	355	24
39416-1C	1/2"	48T	8-42	10-56	0.2	655	355	24

ADJUSTABLE TORQUE WRENCH



01 72 teeth ratchet head:
A highly robust ratchet mechanism for CW and CCW directions application. Quick released design for changing socket quickly. Repair kit for inner spare parts of ratchet head is available.

02 Reliable mechanism:
Lightweight anodic aluminum body with super short length. An audible and palpable signal indicates automatically when the desire torque value is achieved.

03 Serial number:
Each piece lasering serial number for traceability.

04 Scales:
Window type; easily readable.

05 Micrometer scales:
For more accurate torque value setting.

06 Adjustment system:
Easy torque adjustment by press down the knob, enables reliable locking of the torque setting.

ALUMINUM MINI TORQUE WRENCH

Features

- Industrial application. Ideal for the cycling industry.
- Reversible torque wrench for bi-directional tightening.
- 72 teeth ratchet head allows to use in narrow spaces.
- Hex drive for the bit; square drive for the socket.
- The quick release function is for square drive only.
- Easily readable window scale.
- Additional micrometer scale for setting interim value.
- Non-slip handle design with automatic rebound function enables reliable locking of the torque setting.
- Lightweight anodic aluminum body brings the exquisite look
- Tolerance of torque ±4%.
- Quality meets DIN ISO 6789 & ASME B 107.300-2010.

Renewal kit for hex: 02754DN

Renewal kit for square: 02764DN

Specialized socket: 07876-01

TAIPEI CYCLE d&i awards 2026 by iF

SPECIFICATIONS

TT NO.	■	Teeth	Nm(in-lb)	Graduation	g	L(mm)	case/CTN
66276-4E	1/4"	72T	20–100	1	127	143	24
66276-4F	1/4"	72T	2–10	0.1	127	143	24

TT NO.	■	Teeth	Nm(in-lb)	Bit	g	L(mm)	case/CTN
0556824EN210	1/4"	72T	20–100	H1.5,2,3,4,5,6 T8,9,15,20,25 SL3,4,5,6 PH0,1,2,3 1/4" bit holder 1/4" socket extension	480	143	24
0556824FN210	1/4"	72T	2–10		480	143	24

SPECIFICATIONS

TT NO.	⬡	Teeth	Nm(in-lb)	Graduation	g	L(mm)	case/CTN
66275-4E	1/4"	72T	20–100	1	127	143	24
66275-4F	1/4"	72T	2–10	0.1	127	143	24

TT NO.	⬡	Teeth	Nm(in-lb)	Bit	g	L(mm)	case/CTN
0555824EN210	1/4"	72T	20–100	H1.5,2,3,4,5,6 T8,9,15,20,25 SL3,4,5,6 PH0,1,2,3 1/4" AD 1/4" bit holder 1/4" socket extension	480	143	24
0555824FN210	1/4"	72T	2–10		480	143	24

ALUMINUM MINI TORQUE WRENCH

Features

- Industrial application. Ideal for the cycling industry.
- Reversible torque wrench for bi-directional tightening.
- 72 teeth ratchet head allows to use in narrow spaces.
- Hex drive for the bit; square drive for the socket.
- The quick release function is for square drive only.
- Easily readable window scale.
- Additional micrometer scale for setting interim value.
- Non-slip handle design with automatic rebound function enables reliable locking of the torque setting.
- Lightweight anodic aluminum body brings the exquisite look.
- Tolerance of torque ±4%.
- Quality meets DIN ISO 6789 & ASME B 107.300-2010.

Renewal kit for hex: 02652DN

Renewal kit for square: 02762DN 03761DN

Specialized socket: 07876-01

TAIWAN EXCELLENCE 2025

PATENTED



SPECIFICATIONS

TT NO.	■	Teeth	Nm(in-lb)	Graduation	g	L(mm)	case/CTN
66276-2E	1/4"	72T	30-140	1	210	173	24
66276-2F	1/4"	72T	3-16	0.1	210	173	24

TT NO.	■	Teeth	Nm(in-lb)	Bit	g	L(mm)	case/CTN
0556823EN314	1/4"	72T	30-140	H3,4,5,6,8,10 T10,15,20,25,30 SL3,4,5,5.5,6 PH0,1,2,3 1/4" bit holder 1/4" socket extension	590	173	24
0556823FN316	1/4"	72T	3-16		590	173	24

SPECIFICATIONS

TT NO.	⬡	Teeth	Nm(in-lb)	Graduation	g	L(mm)	case/CTN
66275-2E	1/4"	72T	30-140	1	210	173	24
66275-2F	1/4"	72T	3-16	0.1	210	173	24

TT NO.	⬡	Teeth	Nm(in-lb)	Bit	g	L(mm)	case/CTN
0555823EN314	1/4"	72T	30-140	H1.5,2,3,4,5,6 T8,9,15,20,25 SL3,4,5,6 PH0,1,2,3 1/4"AD 1/4" bit holder 1/4" socket extension	590	173	24
0555823FN316	1/4"	72T	3-16		590	173	24

ALUMINUM MINI TORQUE WRENCH

Features

- Industrial application. Ideal for the motorcycle industry.
- Reversible torque wrench for bi-directional tightening.
- 72 teeth ratchet head allows to use in narrow spaces.
- Easily readable window scale.
- Additional micrometer scale for setting interim value.
- Non-slip handle design with automatic rebound function enables reliable locking of the torque setting.
- Lightweight anodic aluminum body brings the exquisite look.
- Tolerance of torque ±4%.
- Quality meets DIN ISO 6789 & ASME B 107.300-2010.

PATENTED

SPECIFICATIONS

TT NO.	■	Teeth	Nm(in-lb)	Graduation	g	L(mm)	case/CTN
66376-1E	3/8"	72T	100-500	2.5	315	270	24
66376-1F	3/8"	72T	10-50	0.25	315	270	24

ADJUSTABLE TORQUE WRENCH

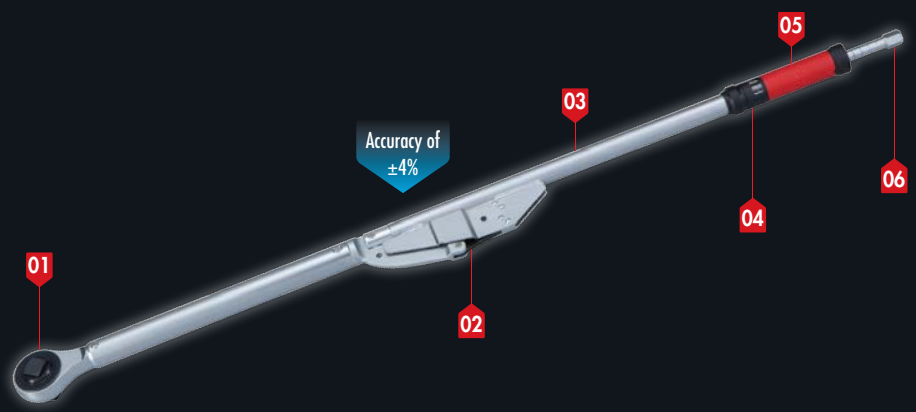

01 Round head:
Robust 4-pawl ratchet mechanism for high torque. Screwless and plateless design prevents loosening during operation. Push-through square drive.

02 Reliable mechanism:
The unique linking plate and support plate design gives very clear "torque break point", which reduces the possibility of over torquing, even in arduous working conditions.

03 Serial number:
Each piece lasering serial number for traceability.

04 Scales:
Dual scale window type; easy readable for two different units.

05 NBR handle:
Ergonomic shape with non-slip and comfortable features.

06 Adjustment system:
Apply revolving handle to turn nut for torque adjustment.

BREAKBACK TORQUE WRENCH

Features

- Industrial application with durability. Ideal for heavy duty area.
- Push-through ratchet allows two direction tightening.
- Torque measurement in clockwise direction only.
- Unique linking plate and support plate design gives very clear "torque break point", which reduces the possibility of over-torqueing, even in arduous working conditions.
- Easily readable dual scale N-m and Ft-lb below a window.
- Ergonomically shaped and comfort plastic handle grip.
- Can be split and packed in two parts for a smaller, easier to transport package.
- Tolerance of torque ±4%.
- Quality meets DIN ISO 6789 & ASME B107.300-2010.

Apply revolving handle to turn nut for torque adjustment

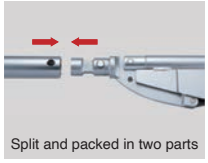
Split and packed in two parts

Dual scale below window

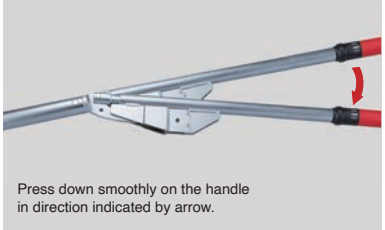
Press down smoothly on the handle in direction indicated by arrow.

Renewal Kit:
06705DK
08705DK



Linkage Mechanism

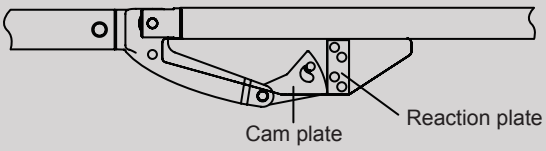

SPECIFICATIONS

TT NO.	Square drive	Teeth	Nm/ft-lb	Graduation	g	L(mm)	case/CTN
68667-1F	3/4"	36T	120–600/100–450	10	6600	1060	1
68667-2F			200–800/150–600	10	7900	1320	1
68667-3F			300–1000/200–750	20	8060	1550	1
68867-1F	1"	36T	120–600/100–450	10	6600	1060	1
68867-2F			200–800/150–600	10	7900	1320	1
68867-3F			300–1000/200–750	20	8060	1550	1
68867-4F			600–1500/450–1100	50	10850	1930	1

68867-1F 600Nm

68867-2F 800Nm

68867-5F 2000Nm

SPECIFICATIONS

TT NO.	Square drive	Teeth	Nm/ft-lb	Graduation	g	L(mm)	case/CTN
68867-5F	1"	36T	900-2000/660-1460	50	11240	1950	1


2100
1800
1500
1200

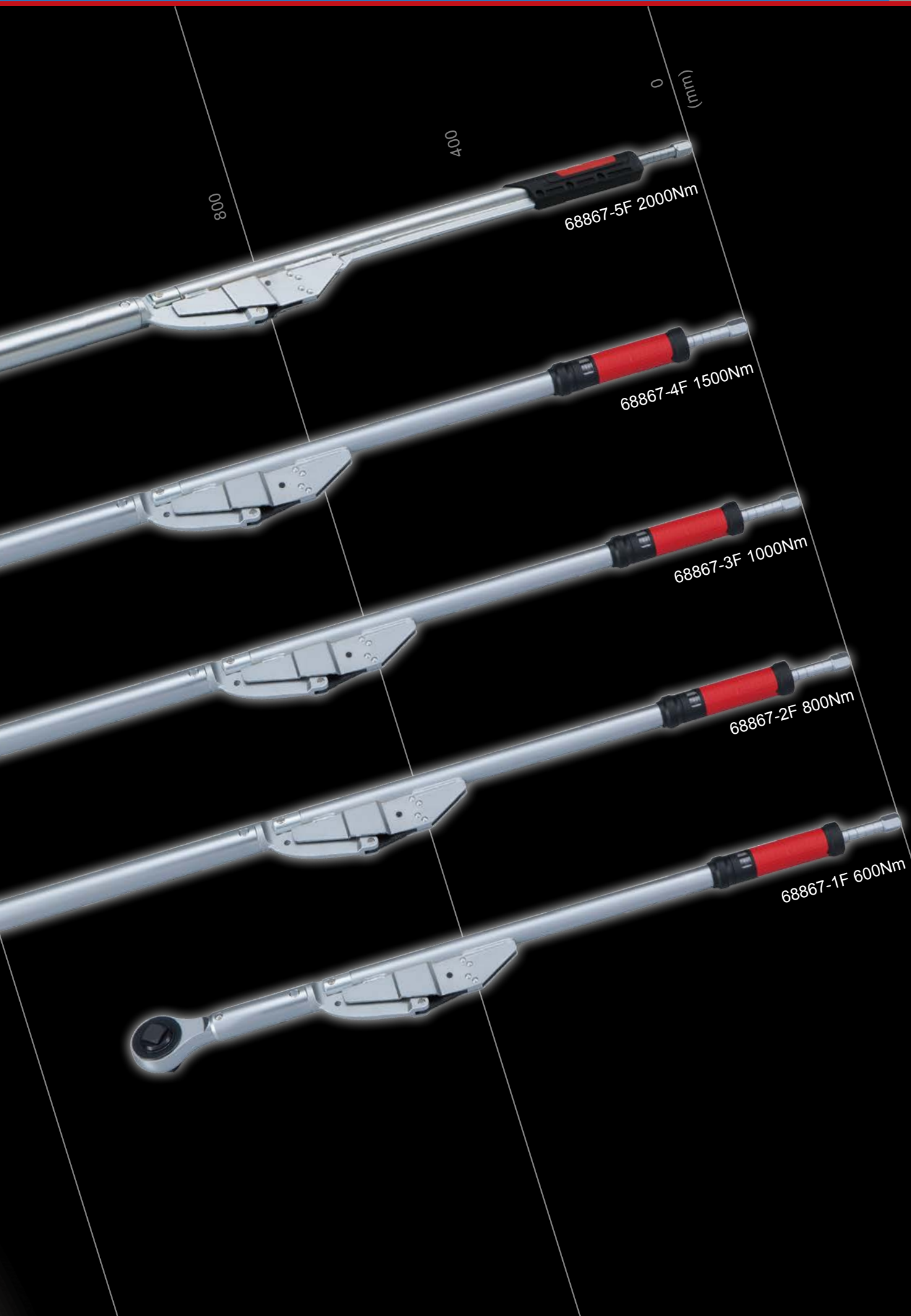
800
400
0
(mm)
68867-5F 2000Nm
68867-4F 1500Nm
68867-3F 1000Nm
68867-2F 800Nm
68867-1F 600Nm

ADJUSTABLE TORQUE WRENCH



01 (a) Ratchet Head: Chromium-vanadium alloy steel brings better strength and life cycle.
(b) D Drive: Chromium-molybdenum alloy steel tracing better stability and reliability.
(c) Thin head & flat tube is suitable for narrow working environment.
(d) Accuracy of torque ±3%; quality meets DIN ISO 6789 & ASME B107.300-2010.

02 Steel tube: The steel with carburizing process for better strength and life cycle.
Electroplating finished: Good for anti-corrosion and anti-abrasion.
A laser marked arrow pointed to CW direction can avoid improper use.
Loud click sound and strong impulse when required torque reached.
Side hole is designed for easy calibration and maintenance.

03 Engraving serial no. for quality tracing purpose.

04 Window display: Single scale.

05 Knurled handle: Non-slip design.

06 External scale and knob: Easy torque-setting and energy-saving design.
Adjustment system (Wing shape design): Turn knob CCW direction to “unlock” the wrench for torque setting; turn knob CW direction to “lock”.

CLICK TORQUE WRENCH

Features

- Industrial application with durability.
- The mechanism of flat metal tube and window scale-reading.
- Easy torque value setting with external scale and knob.
- Loud click sound and strong impulse when required torque is reached.
- Tolerance of torque ±3%
- Quality meets DIN ISO 6789 & ASME B107.300-2010.

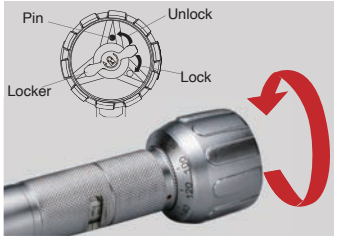

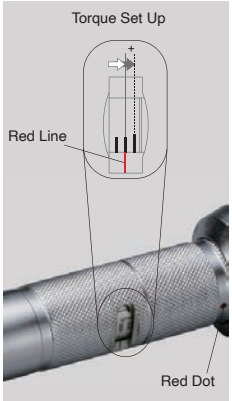

SPECIFICATIONS

TT NO.	Square drive	Teeth	kgf.cm	Graduation	g	L(mm)	case/CTN
TW-215-1K			4–20	0.2	200	173	24
TW-215-2K			10–50	0.5	200	173	24
TW-215-3K	1/4"	24T	20–100	1	200	173	24
TW-215-4K			30–150	1	250	223	24
TW-215-5K			50–250	2.5	450	240	24
TW-315-3K			50–250	2.5	450	240	24
TW-315-4K	3/8"	24T	100–500	5	500	260	24
TW-315-5K			200–1000	10	800	342	12
TW-415-1K			200–1000	10	800	342	12
TW-415-2K	1/2"	24T	300–1400	10	1000	370	12
TW-415-3K			400–2000	20	1500	498	12

TT NO.	Square drive	Teeth	Nm	Graduation	g	L(mm)	case/CTN
TW-215-1D			0.4–2	0.02	200	173	24
TW-215-2D			1–5	0.05	200	173	24
TW-215-3D	1/4"	24T	2–10	0.1	200	173	24
TW-215-4D			3–15	0.1	250	223	24
TW-215-5D			5–25	0.25	450	240	24
TW-315-3D			5–25	0.25	450	240	24
TW-315-4D	3/8"	24T	10–50	0.5	500	260	24
TW-315-5D			20–100	1	800	342	12
TW-415-1D			20–100	1	800	342	12
TW-415-2D	1/2"	24T	30–140	1	1000	370	12
TW-415-3D			40–200	2	1500	498	12

ADJUSTABLE TORQUE WRENCH



01 Full-Surround Dial Guard:
Helps protect the dial from accidental impacts during operation.

02 Peak-Hold Memory Pointer:
Retains the maximum torque reading after force is released.

03 Moveable Dial Scale:
Rotates to keep the scale facing the operator for easier reading.

04 Hand-Position Independent Design:
Delivers consistent torque readings regardless of hand position.

05 Lightweight Aluminum Alloy Body:
Provides reduced weight while maintaining durable daily-use performance.

06 Large Laser-Engraved Dial:
Clear, high-contrast markings for quick and accurate torque reading.

07 Serial number:
Each piece engraving serial number for traceability.

08 NBR handle:
Ergonomic shape with non-slip, oil-resistant and comfortable features.

09 End cap: Helps prevent dust ingress.

DIAL TORQUE WRENCH

Features

- Large laser-engraved dial for easy and accurate reading.
- Protective dial guard helps protect the dial from the accidental impacts.
- Moveable scale always faces the operator.
- Memory pointer records peak torque readings.
- Accuracy remains unaffected by hand position.
- Lightweight aluminum alloy construction.
- Accuracy ±3%, CW/CCW from 20% to 100% of full scale.
- Meets DIN ISO 6789 and ASME B107.300-2010.

SPECIFICATIONS

TT NO.	Square drive	Nm	Graduation	L(mm)	g	case/CTN
63344-1D	3/8"	0-18	5	292	410	24
63444-2D	1/2"	0-240	5	552	1380	12

TT NO.	Square drive	ft-lb (in-lb)	Gradua-tion	Nm	Gradua-tion	L(mm)	g	case/CTN
63344-5F	3/8"	0-600	10	0-70	2	381	600	24
63444-2F	1/2"	0-175	5	0-240	5	552	1380	12
63444-3F		0-250	5	0-350	10	552	1380	12

TT NO.	Square drive	ft-lb (in-lb)	Graduation	L(mm)	g	case/CTN
63344-1E	3/8"	0-150	2	292	410	24
63344-2E		0-300	5	292	410	24
63344-3E		0-25	0.5	292	410	24
63344-4E		0-50	1	381	600	12
63344-5E		0-600	10	381	600	12
63444-1E	1/2"	0-100	2	552	1380	12
63444-2E		0-175	5	552	1380	12
63444-3E		0-250	5	552	1380	12

ADJUSTABLE TORQUE WRENCH

01 Ratchet head:
(a) Ratchet Head: Chromium-vanadium alloy steel brings better strength and life cycle.
(b) Push button design for quick release function.
(c) Accuracy of torque ±4%; quality meets DIN ISO 6789 & ASME B107.300-2010.

02 Round tube: Applied to both clockwise and counterclockwise directions.
Steel Tube: The steel with carburizing process for better strength and life cycle.
Electroplating Finished: Good for anti-corrosion and anti-abrasion.

03 Engraving serial no. for quality tracing purpose.

04 Knurled scale: Two scales both on front and back.

05 Scale Handle: Easy-to-read micrometer scale with white print word on black plastic tube.

06 Adjustment system: Press locking ring to “unlock” the wrench for torque setting; release locking ring to “lock” the wrench automatically.

07 Handle: Diamond-shape design with impact-resistant plastic ABS.

08 Poly end cap: Standard or customized color is available.

PROFESSIONAL TORQUE WRENCH

Features

- Professional application.
- Wide range of choice.
- Tolerance of torque ±4%.
- Easy torque adjustment lock-ring mechanism.
- Unique diamond-shape plastic handle design.
- Quality meets DIN ISO 6789 & ASME B107.300-2010.

SPECIFICATIONS

TT NO.	Square drive	Teeth	Nm/kgf-m(kgf-cm)	Graduation	L(mm)	g	case/ CTN
TW-226-1AW	1/4"	24T	5-25/61-245	0.2	281	530	24
TW-326-1AW	3/8"	24T	5-25/61-245	0.2	281	530	24
TW-326-2AW			20-110/2.6-10.7	1	361	770	24
TW-426-8AW	1/2"	24T	40-210/4.6-20.9	1	461	1250	12
TW-426-2AW			50-350/6.6-34.2	3	553	1590	12

TT NO.	Square drive	Teeth	Nm / ft-lb (in-lb)	Graduation	L(mm)	g	case/ CTN
TW-226-1FW	1/4"	24T	5-25/53.1-212.4	0.2	281	530	24
TW-226-3FW			6-30/62-256.7	0.2	281	530	24
TW-326-1FW	3/8"	24T	5-25/53.1-212.4	0.2	281	530	24
TW-326-3FW			6-30/62-256.7	0.2	281	530	24
TW-326-2FW			20-110/18.5-77.5	1	361	770	24
TWN-426-2FW	1/2"	24T	70-340/62.7-239.7	3	553	1590	12
TW-426-8FW			40-210/33.2-151.2	1	461	1250	12
TW-626-1FW	3/4"	24T	100-600/92-424	5	1010	4730	2
TW-626-2FW			150-800/129-572	5	1200	5990	2
TW-626-3FW			200-1000/166-719	5	1200	5990	2
TW-626-4FW			100-500/81-361	2	840	2410	6
TW-826-1FW	1"	24T	150-800/129-572	5	1200	5990	2
TW-826-2FW			200-1000/166-719	5	1200	5990	2

PROFESSIONAL TORQUE WRENCH SET

Features

- Professional application.
- Tolerance of torque ±4%.
- Easy torque adjustment lock-ring mechanism.
- Unique diamond-shape plastic handle design.
- Quality meets DIN ISO 6789 & ASME B107.300-2010.

N7401721FW

77401148FW

SPECIFICATIONS

TT NO.	Square drive	Teeth	Nm/ft-lb(in-lb)	Bit	g	case/CTN
N7401721FW	1/4"	24T	5-25/53.1-212.4	H4,5,6,7,8,10+T20,25,27,30,40,45 PH2,3,+H5x100mm 1/4"socket extension x100mm	960	24
77401148FW	1/2"	24T	40-210/33.2-151.2	H6,8,10,12 sockets(mm)17,19,21,22,24,27	2890	6

INTERCHANGEABLE PROFESSIONAL TORQUE WRENCH SET

Features

- Professional application.
- Using standard insert tools (9x12 rectangular cavity).
- Tolerance of torque ±4%.
- Quality meets DIN ISO 6789 & ASME B107.300-2010.

SPECIFICATIONS

TT NO.	mm	Nm	ft-lb	Ratchet insert tools(push type)	Open ended insert tools	g	case/CTN
86401232FW	9X12	20-110	18.5-77.5	3/8"	10,11,12,13,14,15,16,17,18,19	1730	12

ADJUSTABLE TORQUE WRENCH



01 (a) Ratchet Head: Chromium-vanadium alloy steel brings better strength and life cycle.
(b) Accuracy of torque ±4%; quality meets DIN ISO 6789 & ASME B107.300-2010.

02 Steel Tube: The steel with carburizing process for better strength and life cycle.
Electroplating Finished: Good for anti-corrosion and anti-abrasion.

03 Engraving serial no. for quality tracing purpose.

04 Knurled scale: Two scales both on front and back.

05 Knurled scale marking (single/dual scale).
Micrometer scale for more accurate torque value setting.

06 Knurled handle: Non-slip handle design.

07 Lock mechanism: Turn screw CCW direction to “unlock” the wrench for torque setting; turn screw CW direction to “lock”.

TRADITIONAL TORQUE WRENCH

Features

- Professional application.
- Wide range of choice.
- Tolerance of torque ±4%.
- Quality meets DIN ISO 6789 & ASME B107.300-2010.

SPECIFICATIONS

TT NO.	Square drive	Teeth	Nm/kgf-m(kgf-cm)	Graduation	L(mm)	g	case/ CTN
TW-223-1A	1/4"	24T	5-25/51-255	0.2	280	595	24
TW-323-1A	3/8"	24T	5-25/51-255	0.2	280	595	24
TW-323-2A			20-110/2.04-11.22	1	370	830	24
TWN-423-2A	1/2"	24T	70-340/7.1-34.7	3	570	1658	12

TT NO.	Square drive	Teeth	ft-lb(in-lb)/kgf-m(kgf-cm)	Graduation	L(mm)	g	case/ CTN
TWN-223-1B	1/4"	24T	55-250/63-288	1.5	280	595	24
TWN-323-1B	3/8"	24T	55-250/63-288	1.5	280	595	24
TWN-323-2B			15-80/2.1-11.1	0.5	370	830	24
TWN-423-1B	1/2"	24T	30-150/4.2-20.8	1	450	1316	12
TWN-423-2B			50-250/6.9-34.6	2	570	1658	12

TT NO.	Square drive	Teeth	ft-lb (in-lb)/Nm	Graduation	L(mm)	g	case/ CTN
TWN-223-1C	1/4"	24T	55-250/6.2-28.2	1.5	280	595	24
TWN-323-1C	3/8"	24T	55-250/6.2-28.2	1.5	280	595	24
TWN-323-2C			15-80/20.3-108.5	0.5	370	830	24
TWN-423-1C	1/2"	24T	30-150/40.7-203.4	1	450	1316	12
TWN-423-2C			50-250/67.8-339	2	570	1658	12

TT NO.	Square drive	Teeth	Nm / ft-lb (in-lb)	Graduation	L(mm)	g	case/ CTN
TW-223-1F	1/4"	24T	5-25/44.3-221.3	0.2	280	595	24
TW-323-1F	3/8"	24T	5-25/44.3-221.3	0.2	280	595	24
TW-323-2F			20-110/14.8-81.1	1	370	830	24
TW-423-1F	1/2"	24T	42-210/31-154.9	1	450	1316	12
TWN-423-2F			70-340/51.6-250.8	3	570	1658	12

INSERT TOOLS

INSERT TOOLS SQUARE END

Features

- Chrome-plated.
- Full range for choice.
- CR-V steel.

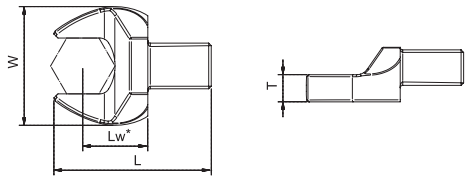

OPEN ENDED INSERT TOOLS 7411

TT NO.	SIZE	mm	Lw*(mm)	L(mm)	W	T
7411-07W	07	9×12	17.5	37.6	20.7	5.7
7411-08W	08		17.5	37.6	22	5.7
7411-09W	09		17.5	37.6	23.5	5.7
7411-10W	10		17.5	39.8	24.8	5.7
7411-11W	11		17.5	39.8	26	5.7
7411-12W	12		17.5	39.8	27.5	5.7
7411-13W	13		17.5	40	28.8	5.7
7411-14W	14		20	43	31.5	7.7
7411-15W	15		20	44	33.5	7.7
7411-16W	16		20	44	36	7.7
7411-17W	17		20	44	37.7	7.7
7411-18W	18		20	45.2	39	7.7
7411-19W	19		20	45.2	41.6	7.7
7411-21W	21		25	52.2	45.5	11.5
7411-22W	22		25	52.2	47.3	11.5
7411-24W	24		25	54	50.8	11.5
7411-25W	25		32.5	60	58.7	13
7411-26W	26		32.5	60	58.7	13
7411-27W	27		32.5	60	58.7	13
7411-29W	29		32.5	61.6	62.7	13.5
7411-30W	30		32.5	61.5	63.7	13.5
7411-32W	32		32.5	63	65	13.5
7411-36W	36		32.5	64.8	67.5	13.5

OPEN ENDED INSERT TOOLS 7311

TT NO.	SIZE	mm	Lw*(mm)	L(mm)	W	T
7311-0104W	1/4"	9×12	17.5	37.5	20.7	5.7
7311-0516W	5/16"		17.5	37.9	22	5.7
7311-0308W	3/8"		17.5	39.9	24.8	5.7
7311-0716W	7/16"		17.5	39.1	26	5.7
7311-0102W	1/2"		17.5	40	28.8	5.7
7311-0916W	9/16"		20	14.7	31.5	7.7
7311-0508W	5/8"		20	14.7	36	7.7
7311-1116W	11/16"		20	14.7	39	7.7
7311-0304W	3/4"		20	14.7	41.6	7.7

OPEN ENDED INSERT TOOLS 7412

TT NO.	SIZE	mm	Lw*(mm)	L(mm)	W	T
7412-13W	13	14×18	25	58	29.5	7
7412-14W	14		25	58	31.4	7
7412-15W	15		25	58	33.5	7
7412-16W	16		25	58.5	36	7
7412-17W	17		25	59.5	37	9
7412-18W	18		25	60.4	39	9
7412-19W	19		25	61.5	40.6	9
7412-21W	21		25	61.5	45.5	11
7412-22W	22		25	62.3	47.3	11
7412-23W	23		25	62.3	47.8	11
7412-24W	24		25	63.2	50.8	11
7412-25W	25		30	69	58.4	13.8
7412-26W	26		30	69	58.4	13.8
7412-27W	27		32.5	69	58.4	13.8
7412-30W	30		32.5	70.5	62.5	13.8
7412-31W	31		32.5	72.5	65	13.8
7412-32W	32		32.5	72.5	65	13.8
7412-34W	34		32.5	74	67.5	13.8
7412-36W	36		32.5	74	67.5	13.8
7412-38W	38		32.5	74	67.5	13.8
7412-40W	40		40	80.5	83.4	13.8
7412-41W	41		40	80.5	82.3	13.8
7412-46W	46		50	91.1	98.6	20
7412-48W	48		50	96.9	105	30.5
7412-50W	50		50	96.9	105	30.5
7412-55W	55		52.9	96.9	105	30.5
7412-70W	70		84.5	136.2	149.2	33.5

OPEN ENDED INSERT TOOLS 7312

TT NO.	SIZE	mm	Lw*(mm)	L(mm)	W	T
7312-0102W	1/2"	14×18	25	57.5	29.6	7
7312-0916W	9/16"		25	58	31.3	7
7312-0508W	5/8"		25	58.5	35.8	7
7312-1116W	11/16"		25	60	38.6	9
7312-0304W	3/4"		25	60.5	40.6	9
7312-1316W	13/16"		25	61	45.2	11
7312-0708W	7/8"		25	62	47.3	11
7312-0100W	1"		32.5	69	58.7	13.5
7312-0908W	1-1/8"		32.5	70.6	62.7	13.5
7312-0504W	1-1/4"		32.5	72.1	65.2	13.5
7312-0302W	1-1/2"		32.5	72.7	66.5	13.5
7312-0200W	2"		55	100	103.5	22

INSERT TOOLS SQUARE END

Features

- Chrome-plated.
- Full range for choice.
- CR-V steel.

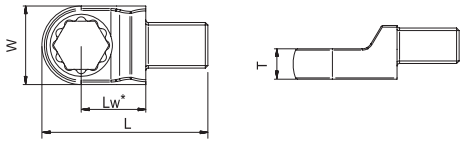

RING INSERT TOOLS 7421

TT NO.	SIZE	mm	Lw*(mm)	L(mm)	W	T
7421-07W	07	9×12	17.5	40.8	19.8	8
7421-08W	08		17.5	40.8	19.8	8
7421-10W	10		17.5	42.6	20	8
7421-11W	11		17.5	43.5	20.2	8
7421-12W	12		17.5	44	22.2	12
7421-13W	13		17.5	44.5	22.2	12
7421-14W	14		17.5	46	23.5	12
7421-15W	15		17.5	46.7	24.6	12
7421-16W	16		17.5	47	26.4	13
7421-17W	17		17.5	47.3	27.3	13
7421-18W	18		17.5	48.4	29	13
7421-19W	19		17.5	49.4	31	13
7421-21W	21		17.5	49.8	33.4	14.7
7421-22W	22		17.5	51.4	35	14.7

RING INSERT TOOLS 7422

TT NO.	SIZE	mm	Lw*(mm)	L(mm)	W	T
7422-13W	13	14×18	25	61.5	30	12
7422-14W	14		25	62	30	12
7422-15W	15		25	62.5	30	12
7422-16W	16		25	62.5	30	12
7422-17W	17		25	64	30.5	12.5
7422-18W	18		25	64.5	30.5	12.5
7422-19W	19		25	66	31	12.5
7422-21W	21		25	67.4	33.4	15
7422-22W	22		25	68	35.2	15
7422-23W	23		25	69.5	37.4	15
7422-24W	24		25	69.5	37.4	15
7422-27W	27		31	77.5	41.7	17.5
7422-30W	30		31	79	45.3	17.5
7422-32W	32		31	80.3	47.8	17.5
7422-34W	34		31	82.3	50.8	19
7422-36W	36		31	82.6	53	19
7422-41W	41		31	85.5	59.3	19

RING INSERT TOOLS 7321

TT NO.	SIZE	mm	Lw*(mm)	L(mm)	W	T
7321-0104W	1/4"	9×12	17.5	40.5	13.1	8
7321-0516W	5/16"		17.5	40.5	13.1	8
7321-0308W	3/8"		17.5	42.5	17.6	8
7321-0716W	7/16"		17.5	43.5	19	8
7321-0102W	1/2"		17.5	44.5	21.1	12.2
7321-0916W	9/16"		17.5	54.5	23.4	12.2
7321-0508W	5/8"		17.5	47	26.4	13.2
7321-1116W	11/16"		17.5	48.3	28.9	13.2
7321-0304W	3/4"		17.5	49.5	31	13.2
7321-1116W	11/16"		17.5	50.5	33.4	14.7
7321-0708W	7/8"		17.5	51.5	35	14.7

RING INSERT TOOLS 7322

TT NO.	SIZE	mm	Lw*(mm)	L(mm)	W	T
7322-0102W	1/2"	14×18	25	61	21	12
7322-0916W	9/16"		25	62	23	12
7322-0508W	5/8"		25	63	26	12
7322-1116W	11/16"		25	64.5	29.5	12.5
7322-0304W	3/4"		25	65.5	31	12.5
7322-1316W	13/16"		25	67.1	33	15
7322-0708W	7/8"		25	68.1	35	15
7322-1516W	15/16"		25	69.1	38	15
7322-0100W	1"		31	77.2	42	17.5
7322-0908W	1-1/8"		31	78.7	45.1	17.5

INSERT TOOLS SQUARE END

Features

- Chrome-plated.
- Full range for choice.
- CR-V steel.

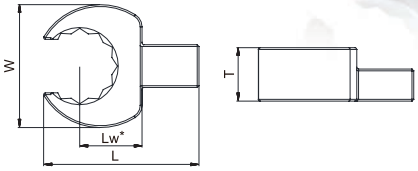

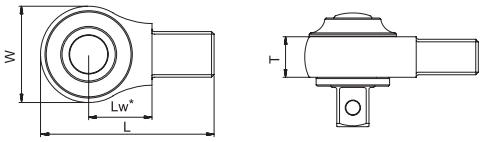

OPEN RING INSERT TOOLS 7441

TT NO.	SIZE	mm	Lw*(mm)	L(mm)	W	T
7441-10W	10	9×12	17.5	42.3	21.2	12
7441-11W	11			42.8	22.6	12
7441-12W	12			43.4	24.1	12
7441-13W	13			43.7	25.2	12
7441-14W	14			44.5	27.3	13
7441-16W	16			45.4	30.1	13
7441-17W	17			45.9	31.6	13
7441-18W	18			46.1	33.3	15
7441-19W	19			46.8	34.6	15
7441-21W	21			48	37.7	15
7441-22W	22			48.8	39.3	15

OPEN RING INSERT TOOLS 7442

TT NO.	SIZE	mm	Lw*(mm)	L(mm)	W	T
7442-24W	24	14×18	24.5	66.8	37.5	15

RATCHET INSERT TOOLS (PUSH TYPE) 7531

TT NO.	SIZE	mm	Teeth	Lw*(mm)	L(mm)	W	T
7531-02W	1/4"	9×12	72T	17.5	46	24.8	11.2
7531-03W	3/8"			17.5	49	30.2	11.2
7531-04W	1/2"			25	60.4	38	16

RATCHET INSERT TOOLS (PUSH TYPE) 7532

TT NO.	SIZE	mm	Teeth	Lw*(mm)	L(mm)	W	T
7532-03W	3/8"	14×18	72T	25	68.4	38	16
7532-04W	1/2"			25	68.8	38	16
7532-05W	3/4"			25	71.5	43	18
7532-06W	3/4"			45	99.8	61.5	22

14x18

9x12

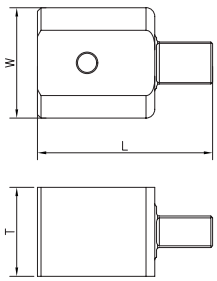

INSERT ADAPTER

TT NO.	■ mm	L(mm)	W	T
74411418	14x18 → 9x12	50	31.5	25.4

9x12

14x18

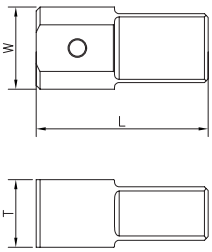

INSERT ADAPTER

TT NO.	■ mm	L(mm)	W	T
74120912	9x12 → 14x18	45	21.5	17.5

INSERT TOOLS SQUARE END

Features

- Manganese phosphate coating.
- Used on welding job for getting special insert.
- Applied with interchangeable torque wrench.
- Alloy steel.

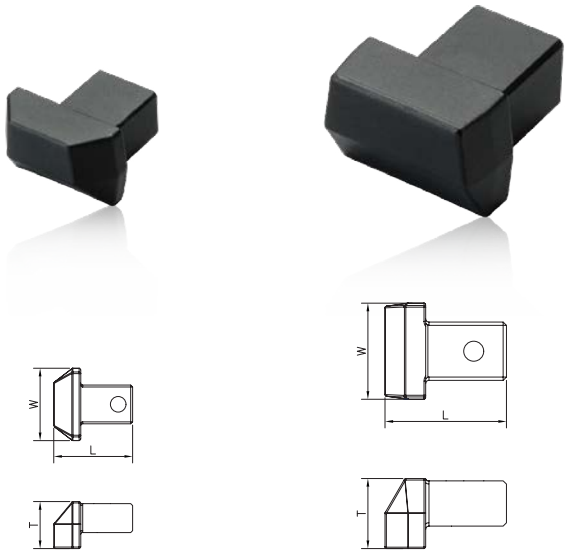

BLANK END INSERT TOOLS 7541

TT NO.	mm	L(mm)	W	T
7541-0912	9X12	24.2	22.2	14.4

BLANK END INSERT TOOLS 7542

TT NO.	mm	L(mm)	W	T
7542-1418	14X18	37.3	29.5	21.5

INSERT TOOLS SQUARE END

Features

- Manganese phosphate coating.
- Suitable for tightening round nuts with radial notches.
- Applied with interchangeable torque wrench.
- Alloy steel.

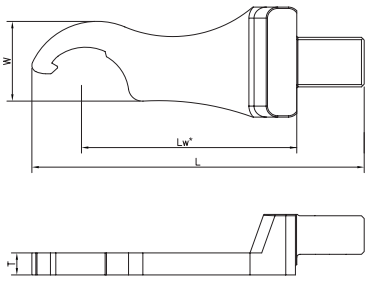

HOOK HEAD INSERT TOOLS 7562

TT NO.	Ø mm	Lw*(mm)	L(mm)	W	T
7562-28M	28–36	77	120.8	29	8
7562-40M	40–45		128.5	41.5	8
7562-50M	50–55		128.5	41.5	8
7562-58M	58–62		133.5	47.2	8
7562-68M	68–75		138.5	56.4	8
7562-80M	80–90		141.5	64.1	8

INSERT TOOLS SPIGOT END

Features

- Chrome-plated.
- Full range for choice.
- CR-V steel.

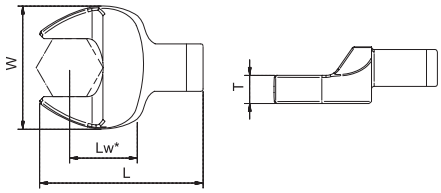

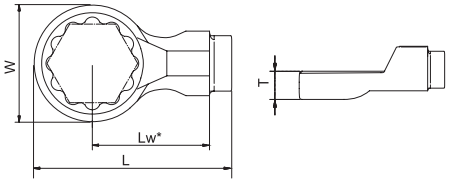

OPEN ENDED INSERT TOOLS 7415

TT NO.	SIZE	Ø mm	Lw*(mm)	L(mm)	W	T
7415-07W	07	Ø16mm	32	54.5	20.5	5
7415-08W	08			54.5	20.5	5
7415-09W	09			54.5	20.5	5
7415-10W	10			56.5	29	7
7415-11W	11			56.5	29	7
7415-12W	12			56.5	29	7
7415-13W	13			58.5	34.5	8
7415-14W	14			58.5	34.5	8
7415-15W	15			58.5	34.5	8
7415-16W	16			60.5	41.5	9
7415-17W	17			60.5	41.5	9
7415-18W	18			60.5	41.5	9
7415-19W	19			62	45	10
7415-20W	20			62	45	10
7415-21W	21			62	45	10
7415-22W	22			63.5	56	11
7415-23W	23			63.5	56	11
7415-24W	24			63.5	56	11
7415-25W	25			63.5	56	11
7415-26W	26			63.5	56	11
7415-27W	27			63.5	56	11
7415-28W	28			63	68	12
7415-29W	29			63	68	12
7415-30W	30			63	68	12
7415-32W	32			63	68	12
7415-36W	36			63	68	12

RING INSERT TOOLS 7425

TT NO.	SIZE	Ø mm	Lw*(mm)	L(mm)	W	T
7425-07W	07	Ø16mm	32	58	15	8
7425-08W	08			58	15	8
7425-09W	09			58	15	8
7425-10W	10			60.3	19.5	10
7425-11W	11			60.3	19.5	10
7425-12W	12			60.3	19.5	10
7425-13W	13			60.3	23.5	12
7425-14W	14			60.3	23.5	12
7425-15W	15			60.3	23.5	12
7425-16W	16			64.8	28.5	13
7425-17W	17			64.8	28.5	13
7425-18W	18			64.8	28.5	13
7425-19W	19			66.3	31.5	14
7425-20W	20			66.3	31.5	14
7425-21W	21			66.3	31.5	14
7425-22W	22			70.3	39.5	15
7425-23W	23			70.3	39.5	15
7425-24W	24			70.3	39.5	15
7425-27W	27			70.3	39.5	15

RING INSERT TOOLS 7426

TT NO.	SIZE	Ø mm	Lw*(mm)	L(mm)	W	T
7426-22W	22	Ø22mm	56	98.5	38	15
7426-24W	24			98.5	38	15
7426-27W	27			102.8	46.5	17
7426-30W	30			102.8	46.5	17
7426-32W	32			106.5	55	20
7426-34W	34			106.5	55	20
7426-36W	36			106.5	55	20
7426-41W	41			115.5	72	22
7426-46W	46			115.5	72	22

OPEN ENDED INSERT TOOLS 7416

TT NO.	SIZE	Ø mm	Lw*(mm)	L(mm)	W	T
7416-22W	22	Ø22mm	56	91	52	11
7416-24W	24			91	52	11
7416-27W	27			94	64	12
7416-30W	30			94	64	12
7416-32W	32			97	75.5	12
7416-34W	34			97	75.5	12
7416-36W	36			97	75.5	12
7416-41W	41			103.5	94	12
7416-46W	46			115.5	94	12

VDE TORQUE TOOLS



01 72 teeth ratchet head:
A highly robust ratchet mechanism for CW and CCW directions application.
Quick released design for changing socket quickly.

02 Reliable mechanism:
Equipped with a durable fully chromed steel tube mechanism for industrial applications.
An audible and tactile click clearly indicates when the preset torque is reached.
Insulated with red PP and a black ring-shaped TPR flame-retardant composite,
providing high impact resistance and reliable protection for electrical work.

03 Serial number:
Each piece is lasered with a serial number for traceability.

04 Scales:
Dual scale (N·m / ft-lb) with a clear PC window design. High-contrast white markings
on a black background ensure excellent readability.

05 Ergonomic insulated grip:
Flame-retardant red PP and black TPR construction ensures reliable protection against electric shock.

06 Adjustment system:
Pull-out knob design allows easy torque adjustment with automatic locking of the preset torque setting.

07 End cap:
Flame-retardant PP for safety.

VDE INSULATED TORQUE WRENCH

Features

- Tolerance of torque ±3%.
- Insulated click type torque wrench with robust 72 teeth ratchet.
- Quick release design.
- Easy torque adjustment with pull-out collar design brings the energy-saving benefit.
- Additional micrometer scale for accurate torque setting.
- Easy-to-read dual scale N-m and Ft-lb below the window.
- Applied to both clockwise and counterclockwise directions.
- Ensure safety on electrical equipment up to 1000V AC or 1500V DC.
- Ideal for use on hybrid and electric vehicles.
- Ergonomic insulated grip provides protection against electric shock.
- Quality meets VDE international standard - IEC 60900.
- Quality meets DIN ISO 6789 & ASME B107.300.2010.

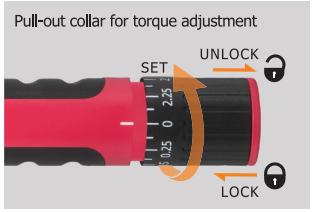

PATENTED

1000V
IEC 60900

Packing: BMC

SPECIFICATIONS

TT NO.	Square drive	Teeth	Nm	lbf.ft	Graduation	g	L(mm)	case/ CTN
35276-2F	1/4"	72T	5-25	3.5-18	0.2	430	235	24
35376-1F	3/8"	72T	10-50	7.4-37	0.25	860	364	12
35376-2F			20-100	14.8-74	0.5	860	364	12
35476-1F	1/2"	72T	10-50	7.4-37	0.25	860	364	12
35476-2F			20-100	14.8-74	0.5	860	364	12

VDE TORQUE TOOLS

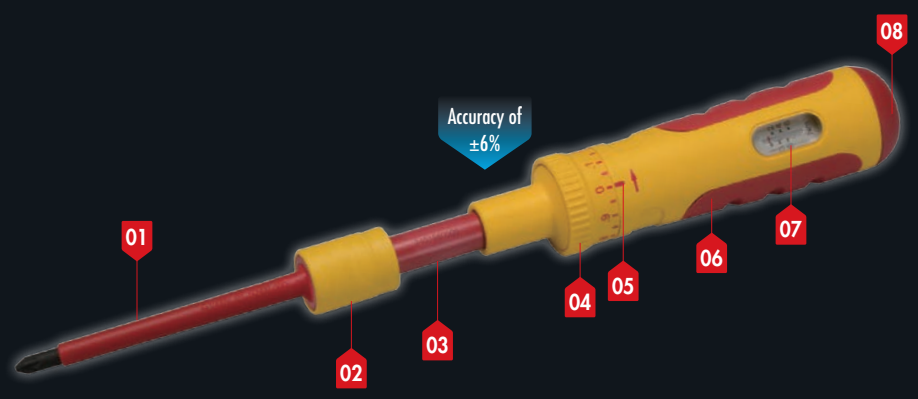

01 Blade:
Molybdenum-Vanadium tool steel with phosphate coating for long life and durability.
Multiple options to meet wide applications.
- Slotted: 3.0, 4.0, 5.5, 6.5
- Phillips: PH1, PH2
- Pozi: PZ1, PZ2
- Torx: T10, T15, T20, T25, T30 (optional)
- Hex: H3, H4, H5, H6 (optional)
- Slotted/Phillips: SL/PH1, SL/PH2 (optional)
- Slotted/Pozi: SL/PZ1, SL/PZ2 (optional)
- Ball End Hex: H3, H4, H5, H6 (optional)

02 Clamping mechanism:
9.10mm hex drive for blades.
Insert or remove the blades easily with the required tip style directly.

03 Serial number:
Each piece lasering serial number for traceability.

04 Adjustment system:
Pull out the ring to unlock, adjust the handle to required torque, then press it to lock.
The slipping clutch mechanism prevents overtightening.

05 Micrometer scale:
For more accurate torque value setting.

06 Ergonomic insulated grip:
Flame-retardant bi-material TPR & PA6 provides protection against electric shock.

07 Scale:
Clear scale window type; easily readable.

08 End cap:
Flame-retardant PA6 for safety.

VDE INTERCHANGEABLE INSULATED TORQUE SCREWDRIVER SET
(1 torque screwdriver + 8pcs blades)

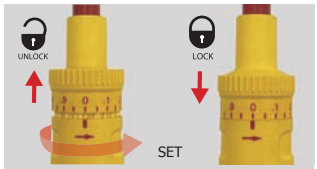

Easy lock and adjustment design.



Features

- Tolerance of torque ±6%.
- 9.10mm hex drive for blades.
- Interchangeable torque screwdriver & blades.
- Slipping clutch mechanism.
- Micrometer scale for accurate torque setting.
- Easily readable scale below a window.
- Applied to both clockwise and counterclockwise directions.
- Ensure safety on electrical equipment up to 1000V AC or 1500V DC.
- Ergonomic insulated grip provides protection against electric shock.
- Quality meets VDE international standard - IEC 60900.
- Quality meets DIN ISO 6789 & ASME B107.300.2010.



Packing: BMC

Packing: pouch bag + color box

SPECIFICATIONS

TT NO.	Nm (in-lb)		Blades	Gradua-tion	L (mm)	g	case/ CTN
VDE28609-31	TW-286-31	0.5-3	– 3,4,5.5,6.5, PH1,PH2,PZ1,PZ2	0.025	212	460	20
VDE28609-32	TW-286-32	1-6	– 3,4,5.5,6.5, PH1,PH2,PZ1,PZ2	0.05	212	460	20
VDE28609-41	TW-286-41	5-25	– 3,4,5.5,6.5, PH1,PH2,PZ1,PZ2	0.25	212	460	20
VDE28609-42	TW-286-42	10-50	– 3,4,5.5,6.5, PH1,PH2,PZ1,PZ2	0.5	212	460	20

SPECIFICATIONS

TT NO.	Nm (in-lb)		Blades	Gradua-tion	L (mm)	g	case/ CTN
VDE28609-31A	TW-286-31	0.5-3	– 3,4,5.5,6.5, PH1,PH2,PZ1,PZ2	0.025	212	460	20
VDE28609-32A	TW-286-32	1-6	– 3,4,5.5,6.5, PH1,PH2,PZ1,PZ2	0.05	212	460	20
VDE28609-41A	TW-286-41	5-25	– 3,4,5.5,6.5, PH1,PH2,PZ1,PZ2	0.25	212	460	20
VDE28609-42A	TW-286-42	10-50	– 3,4,5.5,6.5, PH1,PH2,PZ1,PZ2	0.5	212	460	20

BLADE

PHILLIPS

TT NO.	SIZE	L (mm)	case/ CTN
7602A-01A	PH1	136	50
7602A-02A	PH2	156	50

POZI

TT NO.	SIZE	L (mm)	case/ CTN
7602B-01A	PZ1	136	50
7602B-02A	PZ2	156	50

SLOTTED

TT NO.	SIZE	L (mm)	case/ CTN
7602C-03A	SL3	116	50
7602C-04A	SL4	136	50
7602C-055A	SL5.5	136	50
7602C-065A	SL6.5	156	50

TORX

TT NO.	SIZE	L (mm)	case/ CTN
7602D-10A	10	156	50
7602D-15A	15	136	50
7602D-20A	20	136	50
7602D-25A	25	136	50
7602D-30A	30	136	50

HEX

TT NO.	SIZE	L (mm)	case/ CTN
7602E-03A	3	136	50
7602E-04A	4	136	50
7602E-05A	5	156	50
7602E-06A	6	156	50

BALL END HEX

TT NO.	SIZE	L (mm)	case/ CTN
7602H-03A	3	136	50
7602H-04A	4	136	50
7602H-05A	5	156	50
7602H-06A	6	156	50

SLOTTED/PHILLIPS

TT NO.	SIZE	L (mm)	case/ CTN
7602F-01A	SL/PH1	136	50
7602F-02A	SL/PH2	156	50

SLOTTED/POZI

TT NO.	SIZE	L (mm)	case/ CTN
7602G-01A	SL/PZ1	136	50
7602G-02A	SL/PZ2	156	50

TORQUE SCREWDRIVER

01 6.35mm(1/4") Hex drive for bit, square drive for socket.
Tolerance of torque: Accuracy ±6%.
Quality meets DIN ISO 6789&ASME B107.300-2010.

02 Locking mechanism: Press the locking knob when adjusting the torque; release the knob when reached the setting torque value.
Automatic slip design: When the maximum torque setting is achieved, the cam mechanism automatically slips to prevent over-tightening.

03 Laser serial no.: for further quality tracing purpose.
Laser scale: Laser two units (Nm & in-lb) on aluminum collar tube.
Easy-to-read micrometer scale with white laser words on black graduated ring.

04 Ergonomic-shape and non-slip NBR grip.

INDUSTRIAL TORQUE SCREWDRIVER (Hex Drive)

Features

- Tolerance of torque ±6%.
- 6.35mm (1/4") hex drive for bit.
- Slipping clutch mechanism.
- Automatic adjustment knob design.
- Easy-to-read laser scale.
- Applied to both clockwise and counterclockwise directions.
- Ergonomic comfort rubber grip.
- Quality meets DIN ISO 6789 & ASME B107.300-2010.

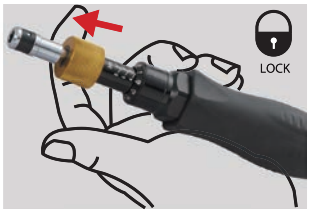

SPECIFICATIONS

TT NO.	⬡	cNm	Graduation	L(mm)	g	case/ CTN
TWN-260-01	⬡	30-120	1	180	230	24

TT NO.	⬡	Nm	Graduation	L(mm)	g	case/ CTN
TW-260-10	⬡	0.2-1.2	0.01	180	230	24
TW-260-19	⬡	0.5-2.5	0.02	180	230	24
TW-262-04	⬡	1-3.5	0.05	195	340	24
TW-262-02	⬡	1-6	0.1	195	340	24
TW-262-03	⬡	4-9	0.1	195	340	24
TW-262-05	⬡	5-10	0.1	195	340	24
TW-262-06	⬡	2-10	0.1	195	340	24

TT NO.	⬡	in-lb	Graduation	L(mm)	g	case/ CTN
TW-260-11	⬡	3-15	0.1	180	230	24
TW-262-22	⬡	5-25	0.5	195	340	24
TW-262-23	⬡	10-50	1	195	340	24

TT NO.	⬡	Nm/in-lb	Graduation	L(mm)	g	case/ CTN
TW-260-29	⬡	0.5-2.5/5.31-23.01	0.02	180	230	24
TW-262-14	⬡	1-3.5/11.06-28.77	0.05	195	340	24
TW-262-12	⬡	1-6/13.28-48.68	0.1	195	340	24
TW-262-13	⬡	4-9/39.83-75.23	0.1	195	340	24
TW-262-15	⬡	5-10/48.68-84.08	0.1	195	340	24
TW-262-16	⬡	2-10/22.13-84.08	0.1	195	340	24

TT NO.	⬡	in-lb/Nm	Graduation	L(mm)	g	case/ CTN
TW-260-12	⬡	3-15/0.39-1.64	0.1	180	230	24

INDUSTRIAL TORQUE SCREWDRIVER (Square Drive)

Features

- Tolerance of torque ±6%.
- 6.35mm (1/4") square drive for socket.
- Slipping clutch mechanism.
- Automatic adjustment knob design.
- Easy-to-read laser scale.
- Applied to both clockwise and counterclockwise directions.
- Ergonomic comfort rubber grip.
- Quality meets DIN ISO 6789 & ASME B107.300-2010.

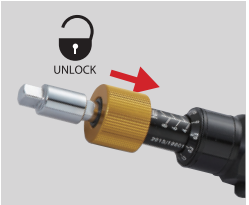

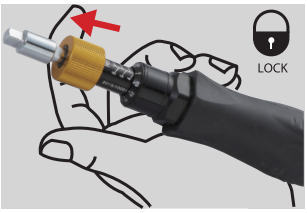

SPECIFICATIONS

TT NO.	■	cNm	Graduation	L(mm)	g	case/ CTN
TWN-250-01	■	30-120	1	180	230	24

TT NO.	■	Nm	Graduation	L(mm)	g	case/ CTN
TW-250-10	■	0.2-1.2	0.01	180	230	24
TW-250-19	■	0.5-2.5	0.02	180	230	24
TW-252-04	■	1-3.5	0.05	195	340	24
TW-252-02	■	1-6	0.1	195	340	24
TW-252-03	■	4-9	0.1	195	340	24
TW-252-05	■	5-10	0.1	195	340	24
TW-252-06	■	2-10	0.1	195	340	24

TT NO.	■	in-lb	Graduation	L(mm)	g	case/ CTN
TW-250-11	■	3-15	0.1	180	230	24
TW-252-22	■	5-25	0.5	195	340	24
TW-252-23	■	10-50	1	195	340	24

TT NO.	■	Nm/in-lb	Graduation	L(mm)	g	case/ CTN
TW-250-29	■	0.5-2.5/5.31-23.01	0.02	180	230	24
TW-252-14	■	1-3.5/11.06-28.77	0.05	195	340	24
TW-252-12	■	1-6/13.28-48.68	0.1	195	340	24
TW-252-13	■	4-9/39.83-75.23	0.1	195	340	24
TW-252-15	■	5-10/48.68-84.08	0.1	195	340	24
TW-252-16	■	2-10/22.13-84.08	0.1	195	340	24

TT NO.	■	in-lb/Nm	Graduation	L(mm)	g	case/ CTN
TW-250-12	■	3-15/0.39-1.64	0.1	180	230	24

MINI TORQUE SCREWDRIVER

Features

- Tolerance of torque ±6%.
- Easy-to-read laser scale.
- Slipping clutch mechanism.
- Torque setting by twisting the golden adjustment ring.
- Lock knob holds selected torque value in place.
- Aluminum alloy body with light weight benefit.
- Applied to both clockwise and counterclockwise directions.
- Ideal for production line use & especially for small torque demand.
- Quality meets DIN ISO 6789 & ASME B107.300-2010.

SPECIFICATIONS

TT NO.	⬡ 4mm	cNm	Graduation	L(mm)	g	case/ CTN
TW-274-03	⬡ 4mm	5-60	0.5	100	105	72

TT NO.	⬡ 6.35mm	cNm	Graduation	L(mm)	g	case/ CTN
TW-264-03	⬡ 6.35mm	5-60	0.5	100	105	72

TT NO.	⬡ 4mm	in-lb	Graduation	L(mm)	g	case/ CTN
TW-274-23	⬡ 4mm	0.5-6	0.05	100	105	72

TT NO.	⬡ 6.35mm	in-lb	Graduation	L(mm)	g	case/ CTN
TW-264-23	⬡ 6.35mm	0.5-6	0.05	100	105	72

INDUSTRIAL TORQUE SCREWDRIVER (w / quick release bit holder)

Features

- Tolerance of torque ±6%.
- 6.35mm (1/4") hex drive for bit.
- Bit holder with locking sleeve and quick-release device.
- A spring-loaded sleeve locks the bit securely in the place.
- Simply push the quick-release shank to change the bit.
- Slipping clutch mechanism of the product brings the benefit of overload protection.
- Torque setting by twisting the golden adjustment knob.
- Easy-to-read laser scale.
- Applied to both clockwise and counterclockwise directions.
- Quality meets DIN ISO 6789 & ASME B 107.300-2010.

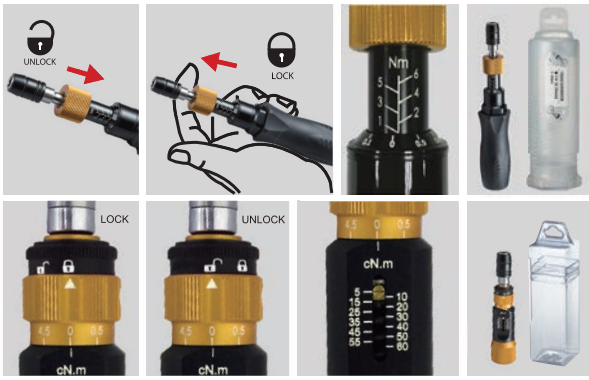

SPECIFICATIONS (MINI)

TT NO.	⬡ 6.35mm	cNm	Graduation	L(mm)	g	case/ CTN
38272-03	⬡ 6.35mm	5-60	0.5	118	135	72

TT NO.	⬡ 6.35mm	in-lb	Graduation	L(mm)	g	case/ CTN
38272-23	⬡ 6.35mm	0.5-6	0.05	118	135	72

SPECIFICATIONS

TT NO.	⬡	cNm	Graduation	L(mm)	g	case/ CTN
TWN-270-01	⬡	30-120	1	190	247	24

TT NO.	⬡	Nm	Graduation	L(mm)	g	case/ CTN
TW-270-10	⬡	0.2-1.2	0.01	190	247	24
TW-270-19	⬡	0.5-2.5	0.02	190	247	24
TW-272-04	⬡	1-3.5	0.05	205	350	24
TW-272-02	⬡	1-6	0.1	205	350	24
TW-272-03	⬡	4-9	0.1	205	350	24
TW-272-05	⬡	5-10	0.1	205	350	24
TW-272-06	⬡	2-10	0.1	205	350	24

Auto-Locking Bit Holder



TT NO.	⬡	in-lb	Graduation	L(mm)	g	case/ CTN
TW-270-11	⬡	3-15	0.1	190	247	24
TW-272-22	⬡	5-25	0.5	205	350	24
TW-272-23	⬡	10-50	1	205	350	24

TT NO.	⬡	Nm/in-lb	Graduation	L(mm)	g	case/ CTN
TW-270-29	⬡	0.5-2.5/5.31-23.01	0.02	190	247	24
TW-272-14	⬡	1-3.5/11.06-28.77	0.05	205	350	24
TW-272-12	⬡	1-6/13.28-48.68	0.1	205	350	24
TW-272-13	⬡	4-9/39.83-75.23	0.1	205	350	24
TW-272-15	⬡	5-10/48.68-84.08	0.1	205	350	24
TW-272-16	⬡	2-10/22.13-84.08	0.1	205	350	24

TT NO.	⬡	in-lb/Nm	Graduation	L(mm)	g	case/ CTN
TW-270-12	⬡	3-15/0.39-1.64	0.1	190	247	24

INDUSTRIAL TORQUE SCREWDRIVER SET

Features

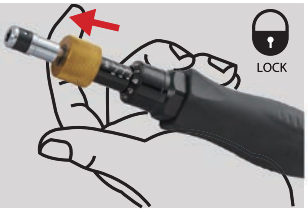

- Tolerance of torque ±6%.
- 6.35mm (1/4") hex drive for bit.
- Bit holder with locking sleeve and quick-release device.
- A spring-loaded sleeve locks the bit securely in the place.
- Simply push the quick-release shank to change the bit.
- Slipping clutch mechanism brings the benefit of overload protection.
- Automatic adjustment knob design.
- Easy-to-read laser scale.
- Ergonomic comfort rubber grip.
- Applied to both clockwise and counterclockwise directions.
- Quality meets DIN ISO 6789 & ASME B 107.300-2010.

Auto-Locking Bit Holder



SPECIFICATIONS (HEX BIT HOLDER)

TT NO.	⬡	Nm	Bit	g	case/ CTN
02990420	⬡	1-3.5	T10,15,20,25,30 H1.5, 2, 3, 4, 5, 6 S3, 4, 5, 6 PH0,1, 2, 3 1/4"Adapter	600	24
02990220	⬡	1-6		600	24
02990320	⬡	4-9		600	24
02990520	⬡	5-10		600	24

SPECIFICATIONS (QUICK RELEASE BIT HOLDER)

TT NO.	⬡	Nm	Bit	g	case/ CTN
02900420	⬡	1-3.5	T10,15,20,25,30 H1.5, 2, 3, 4, 5, 6 S3, 4, 5, 6 PH0,1, 2, 3 1/4"Adapter	610	24
02900220	⬡	1-6		610	24
02900320	⬡	4-9		610	24
02900520	⬡	5-10		610	24

TORQUE MULTIPLIER

01 Input & Output End:
Chromium-molybdenum alloy steel brings better strength and life cycle.
Input: 1/2",3/4"
Output: 3/4",1"

02 Planetary gear mechamism:
(a) Planetary gear carrier device brings high transmission efficiency and load capacity.
(b) All gears rotate on needle roller bearings throughout the operating process.
(c) Torque multiplication factor of 5:1.
(d) Multiplication accuracy ±5%

03 Main Body:
Electroplating Finished: Good for anti-corrosion and anti-abrasion.

04 Each tool is supplied with 2 reaction bars subject to the working environment.

TORQUE MULTIPLIER 1500 / 2700 N.M

Features

- Planetary gear carrier mechanism makes high transmission efficiency and load capacity.
- 5:1 torque multiplication.
- Multiplication accuracy ±5%.
- Supplied with 2 reaction bars.

TORQUE MULTIPLIER

TT NO.	Range		Ratio	Input Square	Output Square	g	case/CTN
	Nm	ft-lb					
TW-416	1500	1100	5:1	1/2"	3/4"	6480	2
TW-418	1500	1100	5:1	1/2"	1"	6480	2
TW-618	2700	2000	5:1	3/4"	1"	6480	2

TORQUE MULTIPLIER

01 Input & output square & main body:
Chromium-molybdenum alloy steel brings better strength and life cycle.
Input: 1/2”
Output: 1

02 Planetary gear mechamism:
(a) Double planetary-gear-carriers brings high load capacity with high 26:1.
(b) Multiplication accuracy ±5%
(c) Electroplating Finished: Good for anti-corrosion and anti-abrasion.
(d) Anti-backlash mechanism for safety concern and comfortable operation

03 Angle protractor:
For easy torque setting and angle tightening

04 Two alternative reaction bars can be applied to different working environment.

05

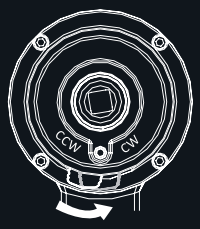

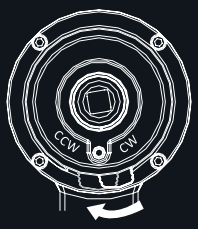

CCW/CW:
Releasing the anti-rebound device applied wore 5% of the setting value to unlock the device, then switch to the opposite direction, and release the pressure slowly. Simply switching the switch to the middle position.

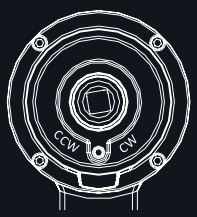

Disable the anti-rebound device

TORQUE MULTIPLIER 3000 / 4500 N.M

Features

- Double planetary-gear-carriers bring high load capacity.
- With high ratio gearbox 26:1, multiplication accuracy ±5%.
- High ratios offer a idea to replace long lever arms and heavy wrenches.
- Supplied with 2 different reaction bars.
- Robust construction for long lifetime use.
- Anti-backlash mechanism for safety and comfortable operation.

TORQUE MULTIPLIER

TT NO.	Range		Ratio	Input Square	Output Square	g	case/CTN
	Nm	ft-lb					
TW-428-01	3000	2200	15.5:1	1/2"	1"	11500	1
TW-428-02	4500	3300	26:1	1/2"	1"	13000	1

TORQUE MULTIPLIER





01 Input & Output Drive & main body:
Chromium-molybdenum alloy steel construction provides exceptional strength and durability.
Input:1/2”
Output:1-1/2”

02 Planetary Gear System
(a) Triple-stage planetary gearing for high torque multiplication.
(b) Multiplication accuracy within ±5%.
(c) Electroplated surface for corrosion and wear resistance.
(d) Anti-backlash mechanism for safer and smoother operation.

03 Reaction Arm:
Various reaction arms available to suit different working applications.

04

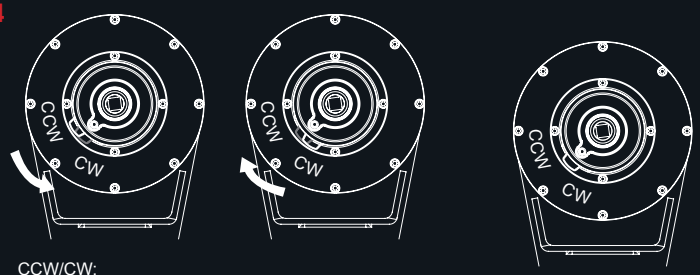

CCW/CW:
Releasing the anti-rebound device applied wore 5% of the setting value to unlock the device, then switch to the opposite direction, and release the pressure slowly. Simply switching the switch to the middle position.

Disable the anti-rebound device

TORQUE MULTIPLIER 6000 / 9500 N.M



Features

- Triple-planetary-gear-carriers provide high load capacity.
- With high ratio gearbox 135:1, multiplication accuracy ±5%.
- Heavy-duty application with durability.
- High multiplication ratio reduces the need for long lever arms and heavy-duty wrenches.
- Supplied with a standard reaction bar.
- Robust construction ensures long service life.
- Anti-backlash mechanism enhances operator safety and comfort.

TORQUE MULTIPLIER

TT NO.	Range		Ratio	Input Square	Output Square	g	case/CTN
	Nm	ft-lb					
TW-429-01	6000	4500	135:1	1/2"	1-1/2"	14400	1
TW-429-02	9500	7000	135:1	1/2"	1-1/2"	24800	1

TORQUE MULTIPLIER

01 Input Square(F):
The material is Chrome molybdenum alloy steel.

02 Output Square(M):
The material is Cr-V alloy steel brings better stability and reliability.
The replaceable square drive to keep whole housing mechanism safe while over loading happen.
The repair kit for square drive is available.

03 Main body:
Small and light weight housing as socket size brings easy to carry & storage.
The material is Chrome molybdenum alloy steel.
The laser specification is on the body.

04 Handle:
Supplied with the rubber-cover reaction bar for tire rim protection purpose.

MINI TORQUE MULTIPLIER

Features

- Energy-saving tool designed for tire change.
- Small-size, light weight, easy to carry & storage.
- 3.4 : 1 torque multiplication.
- Accuracy tolerance ± 5%.
- The tool is adapted for tire change of car and van in automotive repair industry.
- Supplied with the rubber-cover reaction bar for tire rim protection purpose.

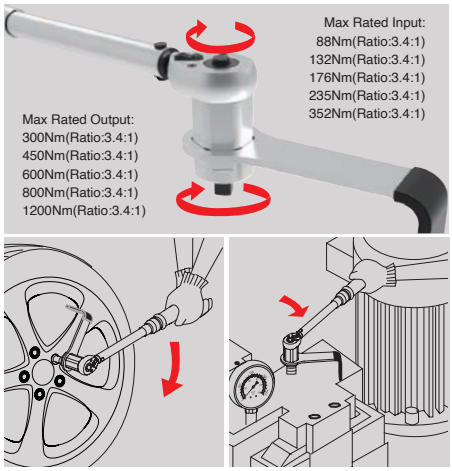

MINI TORQUE MULTIPLIER (BLISTER PACK)

TT NO.	Range		Ratio	Input Square	Output Square	g	case/CTN
	Nm	ft-lb					
TW-353-02	300	221	3.4:1	3/8"	3/8"	710	24
TW-354-01	450	332	3.4:1	3/8"	1/2"	710	24
TW-454-01	600	443	3.4:1	1/2"	1/2"	1100	20
TW-456-02	800	590	3.4:1	1/2"	3/4"	1100	20
TW-456-03	1200	885	3.4:1	1/2"	3/4"	1130	20

MINI TORQUE MULTIPLIER (BMC PACK)

TT NO.	Range		Ratio	Input Square	Output Square	g	case/CTN
	Nm	ft-lb					
TW-353-02A	300	221	3.4:1	3/8"	3/8"	710	20
TW-354-01A	450	332	3.4:1	3/8"	1/2"	710	20
TW-454-01A	600	443	3.4:1	1/2"	1/2"	1100	12
TW-456-02A	800	590	3.4:1	1/2"	3/4"	1100	12
TW-456-03A	1200	885	3.4:1	1/2"	3/4"	1130	12

PRESET TORQUE WRENCH

01 Ratchet head:
A highly robust ratchet mechanism for CW and CCW directions application. Quick release design for changing socket quickly. Repair kit for inner spare parts of ratchet head is available.

02 Reliable mechanism:
The robust and resistant fully chromed steel tube is ideal for industrial use. An audible and palpable signal automatically indicates when the desired torque value is achieved.

03 TPR handle:
The injection method TPR handle with non-slip and comfort features. REACH - SVHC Declaration of Conformity.

04 End cap:
Poly on plastic end cap with standard or customized design.
To remove the end cap and adjust the torque to the desired value, a torque tester is required.

PRESET TORQUE WRENCH

Features

- Tolerance of torque ±3%.
- Industrial application.
- The customization for the torque setting.
- Quality meets DIN ISO 6789 & ASME B107.300-2010.

SPECIFICATIONS

TT NO.	Square drive	Teeth	Torque Range(Nm)	L(mm)	g	case/CTN
TW-261-01W	1/4"	24T	2-10	224	400	24
TW-261-02W			4-20	275	420	24
TW-261-03W			10-50	275	420	24
TW-261-08W			5-25	275	420	24
TW-361-01W	3/8"	32T	20-100	387	950	12
TW-361-02W			10-60	275	420	24
TW-361-03W		24T	2-10	224	400	24
TW-361-04W			4-20	275	420	24
TW-461-01W	1/2"	32T	40-200	433	1215	12
TW-461-02W			60-340	518	1450	12
TW-461-03W			20-100	387	950	12
TW-461-04W			80-400	518	1450	12
TW-661-01W	3/4"	24T	100-600	1050	4600	2
TW-661-02W			200-1000	1161	4852	2
TW-861-02W	1"	24T	200-1000	1161	4852	2
TW-861-03W			300-1500	1771	9242	2

INTERCHANGEABLE PRESET TORQUE WRENCH

Features

- Tolerance of torque ±3%.
- Industrial application.
- The customization for the torque setting.
- Quality meets DIN ISO 6789 & ASME B107.300-2010.

SPECIFICATIONS

TT NO.	mm	Torque Range(Nm)	L(mm)	g	case/CTN
TW-732-01W	9x12	2-10	207	320	24
TW-732-02W		4-20	258	395	24
TW-732-03W		10-60	258	395	24
TW-732-08W		5-25	258	395	24
TW-733-01W		20-100	355	1000	12
TW-743-01W	14x18	20-100	378	1000	12
TW-744-01W		40-200	404	1250	12
TW-744-02W		60-340	490	1400	12
TW-746-01W		100-600	984	5000	2
TW-746-02W		200-1000	1055	5052	2

PRESET CLICK TORQUE WRENCH

Features

- Tolerance of torque ±3%.
- Industrial application.
- The customization for the torque setting.
- Quality meets DIN ISO 6789 & ASME B107.300-2010.

SPECIFICATIONS

TT NO.	Square drive	Teeth	Nm	g	L(mm)	case/CTN
TW-221-1D	1/4"	24T	0.3-1.5	177	162	24
TW-221-2D			0.6-3	177	162	24
TW-221-3D			1~6	177	162	24
TW-221-4D			2-15	223	211	24
TW-221-5D			5-25	234	218	24
TW-321-3D	3/8"	24T	5-25	234	218	24
TW-321-4D			10-50	472	240	24
TW-321-5D			20-100	575	320	24
TW-421-1D	1/2"	24T	20-100	575	320	24
TW-421-2D			30-140	710	347	24
TW-421-3D			40-200	1307	470	24
TW-621-1D	3/4"	24T	40-280	1520	554	24
TW-621-2D			60-420	1667	609	24

PRESET
TORQUE WRENCH



01 Ratchet head:
A highly robust ratchet mechanism for CW direction application. Repair kit for inner spare parts of ratchet head is available.

02 Reliable mechanism:
The robust and resistant fully chromed steel tube is ideal of industrial use. Thin head and flat tube is suitable for narrow working environment. An audible and palpable signal indicates automatically when the desired torque value is achieved.

03 Knurled handle:
Non-slip knurled handle design.

04 Adjustment system and window reading:
Torque value can be adjusted by allen key to prevent torque change by human error.
Both preset and adjustable functions are combined.

PRE-LOCK TORQUE WRENCH

Features

- Industrial application with durability.
- Both preset and adjustable functions are combined.
- Torque value can be adjusted by allen key to prevent torque change by human error.
- Flat metal tube mechanism with clear window scale-reading.
- Loud click sound and strong impulse when required torque is reached.
- Suitable for assembly and production line.
- Tolerance of torque ±3%.
- Quality meets DIN ISO 6879 & ASME B107.300-2010.

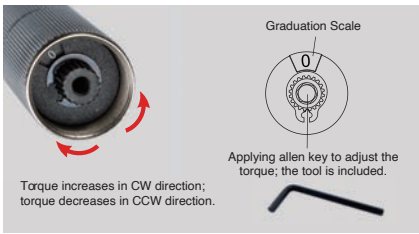



SPECIFICATIONS

TT NO.	Square drive	Teeth	Nm	Graduation	g	L(mm)	case/ CTN
TW-216-1D	1/4"	24T	0.3-1.5	0.1	186	167	24
TW-216-2D			0.6-3	0.1	186	167	24
TW-216-3D			2-10	0.1	186	167	24
TW-216-4D			3-15	0.1	227	218	24
TW-216-5D			5-25	0.25	236	224	24
TW-316-3D	3/8"	24T	5-25	0.25	236	224	24
TW-316-4D			10-50	0.5	504	247	24
TW-316-5D			20-100	1	650	324	12
TW-416-1D	1/2"	24T	20-100	1	650	325	12
TW-416-2D			30-140	1	723	354	12
TW-416-3D			40-200	2	1323	475	12
TW-616-1D	3/4"	24T	40-280	2	1529	550	12
TW-616-2D			60-420	2	1677	605	12

MULTI-RANGE PRESET TORQUE WRENCH

Features

- Industrial application with durability.
- CW/CCW directions.
- Quick release button design.
- Torque value can be preset from 80, 100, 120, 140 and 160 Ft-lb; We offer the model with 2, 3, 4, or 5 stage options.
- The knurled metal handle brings the non-slip profit.
- Easy torque setting with external scale and knob.
- Lock function is designed to get rid of the possible misuse.
- Tolerance of torque ±4%.
- Quality meets DIN ISO 6789 & ASME B107.300-2010.

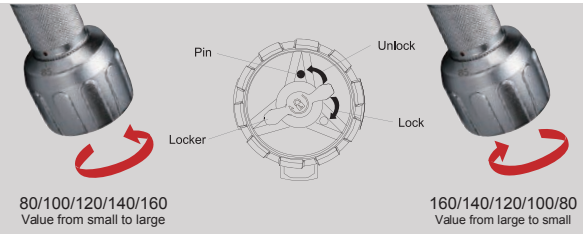



SPECIFICATIONS

TT NO.	Square drive	Teeth	Nm	g	L(mm)	case/ CTN
TW-411-1D	1/2"	32T	103/138	1240	462	12
TW-411-2D			85/103/108	1240	462	12
TW-411-3D			85/103/108/138	1240	462	12

TT NO.	Square drive	Teeth	Ft-lb	g	L(mm)	case/ CTN
TW-411-4E	1/2"	32T	80/100/120/140/160	1240	462	12

PRESET SLIPPING TORQUE WRENCH

Renewal kit:
022093DK
032092DK
032093DK
032094DK
042091DK
042092DK

Recalibration required

Features

- Suitable to be applied to the production line and where a particular torque for repetitive operation is required.
- Industrial application.
- Unique continuous slipping mechanism eliminates the risk of over-tightening.
- Ergonomically shaped and convenient rubber handle grip.
- With 36T / 48T ratchet-function for controlled clockwise direction.
- The customization for the torque setting.
- Tolerance of torque ±6%. (1~5Nm, 2~10Nm).
  Tolerance of torque ±4%. (5~25Nm, 10~60Nm, 40~125Nm).
- Quality meets DIN ISO 6789 & ASME B107.300-2010.

SPECIFICATIONS

TT NO.	Square drive	Teeth	Nm	g	L(mm)	case/ CTN
39211-01W	1/4"	36T	1-5	312	182	24
39211-02W			2-10	312	182	24
39211-03W			5-25	420	216	24
39311-02W	3/8"	36T	5-25	420	216	24
39311-03W		48T	10-60	610	320	24
39411-01W	1/2"	48T	10-60	610	320	24
39411-02W			40-125	1575	435	12

MINI OPEN-END TORQUE WRENCH

Features

- CRV-open end series.
- Tolerance of torque ±6%.
- Unique design of head to prevent slipping of the nut while use.
- The customization for the torque setting.

SPECIFICATIONS

TT NO.	Size	Torque Range(Nm)	L(mm)	g	box/CTN
TW-118-07	7	1-3	126	90	100
TW-118-08	8	1-3	126	90	100
TW-118-09	9	1-3	126	90	100
TW-118-10	10	1-3	126	90	100
TW-118-12	12	1-3	126	90	100
TW-118-13	13	1-3	126	90	100
TW-118-14	14	1-3	126	90	100
TW-118-16	16	1-3	126	90	100
TW-118-17	17	1-3	126	90	100
TW-118-18	18	1-3	126	90	100
TW-118-19	19	1-3	126	90	100
TW-118-20	20	1-3	126	90	100

OPEN-END TORQUE WRENCH

Features

- CRV-open end series.
- Tolerance of torque ±4%.
- Unique design of head to prevent slipping of the nut while use.
- The customization for the torque setting.

SPECIFICATIONS

TT NO.	Size	Torque Range(Nm)	L(mm)	g	box/CTN
TW-115-07	7	3-18	179	310	60
TW-115-08	8	3-18	179	310	60
TW-115-09	9	3-18	179	310	60
TW-115-10	10	3-18	179	310	60
TW-115-12	12	3-18	189	322	60
TW-115-13	13	3-18	189	322	60
TW-115-14	14	3-18	189	322	60
TW-115-16	16	3-18	245	440	40
TW-115-17	17	3-18	245	440	40
TW-115-18	18	3-18	245	440	40
TW-115-19	19	12-100	247	450	40
TW-115-21	21	12-100	247	450	40
TW-115-22	22	12-100	258	510	40
TW-115-23	23	12-100	258	510	40
TW-115-24	24	12-100	258	510	40
TW-115-26	26	12-100	267	530	40
TW-115-27	27	15-120	314	605	25
TW-115-29	29	15-120	314	605	25
TW-115-30	30	15-120	314	605	25
TW-115-32	32	15-120	314	605	25
TW-115-34	34	15-120	324	643	25
TW-115-35	35	15-120	324	643	25
TW-115-36	36	15-120	323	630	25

L-PRESET TORQUE WRENCH SET

Features

- 1/2” Drive.
- Tolerance of torque ±4%.
- 105° angle in direction.
- Audible “click” when the torque is reached.
- Quality meets DIN ISO 6789 & ASME B107.300-2010.

SPECIFICATIONS

TT NO.	Square drive	ft-lb	Color	L(mm)	g	case/CTN
TW-484-06W	1/2"	60	black	428	824	12
TW-484-07W		70	yellow	428	824	12
TW-484-08W		80	gray	428	824	12
TW-484-20W		120	red	428	824	12
TW-484-40W		140	blue	428	824	12

TT NO.	Square drive	Nm	Color	L(mm)	g	case/CTN
TW-484-09W	1/2"	90	black	428	824	12
TW-484-10W		100	yellow	428	824	12
TW-484-11W		110	gray	428	824	12
TW-484-12W		120	red	428	824	12
TW-484-13W		130	blue	428	824	12

TT NO.	L-PRESET TORQUE WRENCH	Nm	Sockets (mm)	g	case/ CTN
685004409W	TW-484-09W	90	17, 19, 21	1373	12
685004410W	TW-484-10W	100	17, 19, 21	1373	12
685004411W	TW-484-11W	110	17, 19, 21	1373	12
685004412W	TW-484-12W	120	17, 19, 21	1373	12
685004413W	TW-484-13W	130	17, 19, 21	1373	12
68500541DW	TW-484-09, 10, 11, 12, 13	90, 100, 110, 120, 130	-	5144	4
68500841DW	TW-484-09, 10, 11, 12, 13	90, 100, 110, 120, 130	17, 19, 21	5388	4

L-INTERCHANGEABLE PRESET TORQUE WRENCH SET

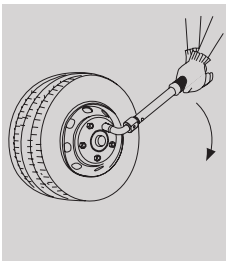

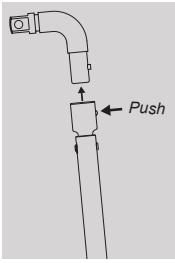

Features

- 1/2" Drive.
- Tolerance of torque ±4%.
- 90° angle in direction.
- A Ø 14mm spigot end interchangeable preset torque wrench, applied with 5 sizes of L-lever, to achieve different torque values. It's not only for easy operation, but also for cost-effectiveness.
- The L-lever put on different color rings is easy for identifying the variety of torque values.
- Quick-release button design, which enable the user remove the L-lever easily.
- 17mm, 19mm, 21mm sockets are included for a wide range of use.
- Audible "click" indicates when the torque is reached.
- The set is adapted for tire change in automotive repair and service industry.
- Quality meets DIN ISO 6789 & ASME B107.300-2010.

SPECIFICATIONS

TT NO.	Square drive	ft-lb	Color	Sockets(inch)	g	case/ CTN
677009GW41E	1/2"	90	black	11/16,3/4,13/16	2650	6
		100	yellow			
		110	gray			
		120	red			
		130	blue			

TT NO.	Square drive	Nm	Color	Sockets(mm)	g	case/ CTN
677009GW41D	1/2"	90	black	17,19.21	2650	6
		100	yellow			
		110	gray			
		120	red			
		130	blue			

TT NO.	Square drive	ft-lb	Color	Sockets(inch)	g	case/ CTN
677009GW42E	1/2"	100	yellow	11/16,3/4,13/16	2870	6
		110	gray			
		120	red			
		130	blue			
		140	orange			

TT NO.	Square drive	Nm	Color	Sockets(mm)	g	case/ CTN
677009GW42D	1/2"	100	yellow	17,19.21	2870	6
		110	gray			
		120	red			
		130	blue			
		140	orange			

PRESET
TORQUE SCREWDRIVER

01 Hex drive:
6.35mm (1/4") hex drive for bit; square drive for socket.
Tolerance of torque: accuracy ±6%.
Ideal for industrial use and long service life.

02 NBR handle:
The NBR grip provides comfort and resistance to dust and oil.
The ball bearing mechanism automatically slips to prevent over-tightening.

03 End Cap:
Remove the end cap to adjust the torque value to the desired value. A torque tester is required.

PRESET TOQRUE SCREWDRIVER

Features

- Tolerance of torque ±6%.
- 6.35mm (1/4") Hex drive for bit; square drive for socket.
- Ergonomic comfort rubber grip.
- The preset torque screwdriver is apply to the production line and where needs a particular torque for repetitive operation required.
- Quality meets DIN ISO 6789 & ASME B107.300-2010.



The torque tester is required

SPECIFICATIONS

TT NO.	⬡	Nm	L(mm)	g	case/CTN
TW-261-15	⬡	0.2-1.2	132	183	24
TW-261-16	⬡	1-1.8	132	183	24
TW-263-06	⬡	1-6	142	340	24
TW-263-05	⬡	5-10	142	340	24

TT NO.	■	Nm	L(mm)	g	case/CTN
TW-251-15	■	0.2-1.2	132	183	24
TW-251-16	■	1-1.8	132	183	24
TW-253-06	■	1-6	142	340	24
TW-253-05	■	5-10	142	340	24

TT NO.	⬡	in-lb	L(mm)	g	case/CTN
TW-261-21	⬡	1.8-14.1	132	183	24
TW-261-22	⬡	3-15	132	183	24
TW-263-23	⬡	10-50	142	340	24

TT NO.	■	in-lb	L(mm)	g	case/CTN
TW-251-21	■	1.8-14.1	132	183	24
TW-251-22	■	3-15	132	183	24
TW-253-23	■	10-50	142	340	24

ALUMINUM PRESET TORQUE SCREWDRIVER

Features

- Tolerance of torque ±6%.
- 6.35mm(1/4") square drive for socket; 6.35mm(1/4") hex drive for bit.
- Aluminum knurled handle with anodizing finish.
- Cam-over design prevents the fastener from being over-torqued.
- CW/CCW bi-directional operation.
- The tool is applied to the production line and where a particular torque for repetitive operation is required.
- Quality meets DIN ISO 6789 & ASME B107.300-2010.
- Additional steel bar can be selected for energy-saving purpose.

Optional steel bar


Triangle shape handle

SPECIFICATIONS

TT NO.	Square drive	Color	Nm	Graduation	L(mm)	g	case/ CTN
32257-01	■	orange	2-5	0.05	170	423	24
32257-02		blue	5.1-7.5	0.05	170	423	24

TT NO.	Square drive	Color	in-lb	Graduation	L(mm)	g	case/ CTN
32257-11	■	orange	20-44	0.05	170	423	24
32257-12		blue	45-65	0.05	170	423	24

TT NO.	Hex	Color	Nm	Graduation	L(mm)	g	case/ CTN
32267-01	⬡	orange	2-5	0.05	170	423	24
32267-02		blue	5.1-7.5	0.05	170	423	24

TT NO.	Hex	Color	in-lb	Graduation	L(mm)	g	case/ CTN
32267-01	⬡	orange	20-44	0.05	170	423	24
32267-02		blue	45-65	0.05	170	423	24

PRESET T-HANDLE TORQUE SCREWDRIVER

Features

- Tolerance of torque ±6%.
- 6.35mm(1/4") square drive for socket; 6.35mm(1/4") hex drive for bit.
- Rotary slip mechanism.
- Torque function protects from over tightening.
- For fastening torque in CW direction.

SPECIFICATIONS

TT NO.	■	Nm	L(mm)	g	CTN
TW-253-1A	1/4"	0.4-1.5	72	100	120
TW-253-1B		1.5-3.5	72	100	120
TW-253-1C		3.5-5	72	100	120
TW-253-2X		5.1-9	100	227	48
TW-253-2P		9-14	100	227	48

TT NO.	■	in-lb	L(mm)	g	CTN
TW-253-7A	1/4"	3.5-13	72	100	120
TW-253-7B		13-30	72	100	120
TW-253-7C		30-45	72	100	120
TW-253-8X		45-80	100	227	48
TW-253-8P		80-124	100	227	48

SPECIFICATIONS

TT NO.	⬡	Nm	L(mm)	g	CTN
TW-263-1A	1/4"	0.4-1.5	72	100	120
TW-263-1B		1.5-3.5	72	100	120
TW-263-1C		3.5-5	72	100	120
TW-263-2X		5.1-9	100	227	48
TW-263-2P		9-14	100	227	48

TT NO.	⬡	in-lb	L(mm)	g	CTN
TW-263-7A	1/4"	3.5-13	72	100	120
TW-263-7B		13-30	72	100	120
TW-263-7C		30-45	72	100	120
TW-263-8X		45-80	100	227	48
TW-263-8P		80-124	100	227	48

TQC SUPER TORQUE TESTER

Features

- Specialized torque testing equipment designed for the variety of mechanical torque wrenches.
- Simple, accurate and cost-effective torque tester for performing calibration checks in house.
- High speed of data reading performance (2400 run/sec.)
- RC-232 communication port is included for the output of reading to PC.
- There are six torque units available for application (Lb-ft, Lb-in, N-m, N-cm, kg-m, kg-cm).
- As standard, all transducers are calibrated in a clockwise direction with a traceable calibration certificate.
- Quality meets BS7882:1997 standard with the accuracy of ± 0.5% of reading over the 20%~100% of full scale.
- With three operating modes: “Track” displays the live value, ”Peak” records the highest value and “First Peak” records the first peak of torque.
- Under “First Peak” mode, the “light signal” and “Buzzer” indicate the testing completion and testing return to zero.
- Memory function can display the 4 previous readings taken by the operator. It’s no need to stop and write after each reading.

SPECIFICATIONS

Model	TW-7718-60	TW-7718-400	TW-7718-1500
Calibration Range (N-m)	2-60Nm	8-400Nm	100-1500Nm
Accuracy	±0.5%	±0.5%	±0.5%
Units of Measurement	lb-in,lb-ft,kg-m,kg-cm,N-m,N-cm	lb-in,lb-ft,kg-m,kg-cm,N-m,N-cm	lb-in,lb-ft,kg-m,kg-cm,N-m,N-cm
System Resolution (N-m)	0.001	0.01	0.1
Input Hex A/F (mm)	10mm	22mm	36mm
Square Drive Adaptor (inch)	1/4,3/8,1/2	3/8,1/2,3/4	3/4
Operating Temperature Range	+5°C ~ +40°C	+5°C ~ +40°C	+5°C ~ +40°C
Storage Temperature Range	+0°C ~ +70°C	+0°C ~ +70°C	+0°C ~ +70°C
Power Cable	200mm	200mm	200mm
Power Consumption (watt)	5	5	5
Power Input	DC9.0V	DC9.0V	DC9.0V
Power Supply Unit	The unit is with US plug (IEC320 C13); Complied standard UL 817, CSA 22.2 NO.21-95		
Base Materials / Finish	Iron Alloy / Painting	Iron Alloy / Painting	Iron Alloy / Painting
Dimensions (L*W*H)	210mm*150mm*140mm	210mm*150mm*140mm	210mm*150mm*140mm
Weight	7.7kg	8.1kg	8.9kg

TQC SUPER TORQUE TESTER (Both for torque wrench and torque screwdriver)

Features

- Specialized torque testing equipment designed for the variety of mechanical torque wrenches.
- Simple, accurate and cost-effective torque tester for performing calibration checks in house.
- High speed of data reading performance(2400 run/sec.)
- RC-232 communication port is included for the output of reading to PC.
- There are six torque units available for application (Lb-ft, Lb-in, N-m, N-cm, kg-m, kg-cm).
- As standard, the transducer is calibrated in a clockwise direction with a traceable calibration certificate.
- Quality meets BS7882:1997 standard with the accuracy of ± 0.5% of reading over the 20%~100% of full scale.
- With three operating modes: “Track” displays the live value, ”Peak” records the highest value and “First Peak” records the first peak of torque.
- Under “First Peak” mode, the “light signal” and “Buzzer” indicate the testing completion and testing return to zero.
- Memory function can display the 4 previous readings taken by the operator. It’s no need to stop and write after each reading.



Vertical use

Horizontal use

SPECIFICATIONS

Model	TW-7718-15
Calibration Range (N-m)	0.75-15Nm
Accuracy	±0.5%
Units of Measurement	lb-in,lb-ft,kg-m,kg-cm,N-m,N-cm
System Resolution (N-m)	0.001
Input Hex A/F (mm)	10mm
Square Drive Adaptor (inch)	1/4,3/8
Operating Temperature Range	+5°C ~ +40°C
Storage Temperature Range	+0°C ~ +70°C
Power Cable	200mm
Power Consumption (watt)	5
DC Power Input	DC9.0V
Power Supply Unit	with US plug (IEC320 C13); Complied standard UL 817, CSA 22.2 NO.21-95
Base Materials / Finish	Aluminum / Painting
Dimensions (L*W*H)	237mm*150mm*106mm
Weight	7.7kg

The transducer can be either facing forward or facing upward for the ease of use.

PRESET TORQUE LIMITER

Features

- Tolerance of torque ±6%.
- Rotary clutch mechanism when desired torque is reached.
- For fastening torque in CW directions.
- Lightweight, easy to use.
- The customization for the torque setting.
- For low torque applications i.e. motorcycles or bicycle production lines.

SPECIFICATIONS

TT NO.	INPUT □	OUTPUT ⬡	Nm	L(mm)	g	CTN
TW-111-01	3/8"	1/4"	1.1-5	75	91	240
TW-111-02			5.1-9	75	91	240
TW-111-04			0.1-0.5	75	91	240
TW-111-05			0.6-1	75	91	240

TT NO.	INPUT □	OUTPUT ⬡	in-lb	L(mm)	g	CTN
TW-111-21	3/8"	1/4"	9.1-45	75	91	240
TW-111-22			45.1-85	75	91	240
TW-111-24			1-4.5	75	91	240
TW-111-25			4.6-9	75	91	240

TT NO.	INPUT □	OUTPUT ⬡	Nm	L(mm)	g	CTN
TW-112-01	1/4"	1/4"	1.1-5	75	91	240
TW-112-02			5.1-9	75	91	240
TW-112-04			0.1-0.5	75	91	240
TW-112-05			0.6-1	75	91	240

TT NO.	INPUT □	OUTPUT ⬡	in-lb	L(mm)	g	CTN
TW-112-21	1/4"	1/4"	9.1-45	75	91	240
TW-112-22			45.1-85	75	91	240
TW-112-24			1-4.5	75	91	240
TW-112-25			4.6-9	75	91	240

TT NO.	INPUT □	OUTPUT ■	Nm	L(mm)	g	CTN
TW-113-01	3/8"	3/8"	1.1-5	75	91	240
TW-113-02			5.1-9	75	91	240
TW-113-04			0.1-0.5	75	91	240
TW-113-05			0.6-1	75	91	240

TT NO.	INPUT □	OUTPUT ■	in-lb	L(mm)	g	CTN
TW-113-21	3/8"	3/8"	9.1-45	75	91	240
TW-113-22			45.1-85	75	91	240
TW-113-24			1-4.5	75	91	240
TW-113-25			4.6-9	75	91	240

TORQUE VALVE SCREWDRIVER

Features

- Tolerance of torque ±6%.
- Rotary slip mechanism.
- Torque function protects from over tightening valves.
- Fits standard tyre valves-car, motorcycle, truck, transporter, tractor.

SPECIFICATIONS

TT NO.	Nm	L(mm)	g	blister card/CTN
TW-240-01	0.4	155	41	100

TT NO.	in-lb	L(mm)	g	blister card/CTN
TW-240-21	2.5	155	41	100
TW-240-22	4	155	41	100

ROTARY ANGLE GAUGE

Features

- 360° scale clearly marked in 2° increment.
- Indicator etched on clear plate, protects angle scale from dirt and grease.
- For angle indicate to use with torque wrench or ratchet.

SPECIFICATIONS

TT NO.	Square drive	g	blister card/CTN
TW-414	1/2"x1/2"	159	20

Features

- Robust aluminum alloy scale plate.
- Two lengths arm with flexibility to fix working surface.

SPECIFICATIONS

TT NO.	Square drive	g	blister card/CTN
TW-414S	1/2"x1/2"	360	10
TW-616	3/4"x3/4"	621	10

Features

- Flexible arm.
- Strong magnet.

SPECIFICATIONS

TT NO.	Square drive	g	blister card/CTN
TW-414M	1/2"x1/2"	255	20

ACCESSORIES

Features

- Chrome-plated.
- Full range for choice.
- CR-V steel.

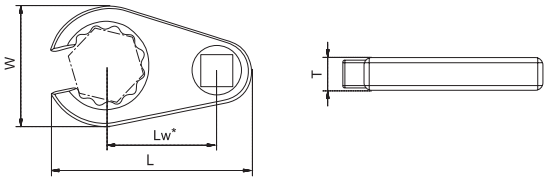

CROWFOOT WRENCHES 7443 / 7444

TT NO.	SIZE	□	Lw*(mm)	L(mm)	W	T
7443-08W	08	3/8"	25	45	21	9.5
7443-09W	09		25	45	21	9.5
7443-10W	10		25	45	21	9.5
7443-11W	11		25	50	25	10.5
7443-12W	12		25	50	25	10.5
7443-13W	13		25	50	25	10.5
7443-14W	14		30	55	29	11.5
7443-15W	15		30	55	29	11.5
7443-16W	16		30	55	29	11.5
7443-17W	17		30	60	34	12.5
7443-18W	18		30	60	34	12.5
7443-19W	19		30	60	34	12.5
7443-20W	20		35	66	38	13.5
7443-21W	21		35	66	38	13.5
7443-22W	22		35	66	38	13.5
7444-23W	23	1/2"	35	70	40	13.5
7444-24W	24		35	70	40	13.5
7444-25W	25		35	70	40	13.5
7444-26W	26		40	77	44	15.5
7444-27W	27		40	77	44	15.5
7444-28W	28		40	77	44	15.5
7444-29W	29		40	80	48	17.5
7444-30W	30		40	80	48	17.5
7444-32W	32		40	80	48	17.5

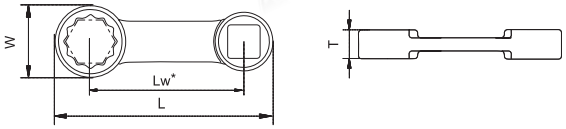

BOX END 7423

TT NO.	SIZE	□	Lw*(mm)	L(mm)	W	T
7423-06W	06	3/8"	50.8	67.3	11	4.5
7423-07W	07			67.3	11	4.5
7423-08W	08			67.3	14.5	5.5
7423-09W	09			67.3	14.5	5.5
7423-10W	10			68.8	18	8
7423-11W	11			68.8	18	8
7423-12W	12			70	20	9
7423-13W	13			70	20	9
7423-14W	14			71.3	23.5	10
7423-15W	15			71.3	23.5	10
7423-16W	16			73	26.5	12
7423-17W	17			73	26.5	12
7423-18W	18			74.8	29	13
7423-19W	19			74.8	29	13
7423-22W	22			78.8	36	14.5

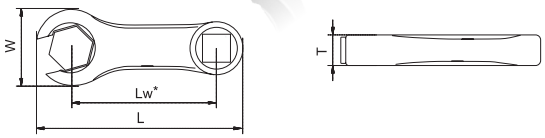

FLARE NUT 7413

TT NO.	SIZE	□	Lw*(mm)	L(mm)	W	T
7413-10W	10	3/8"	50.8	71	21	9
7413-11W	11			71	21	9
7413-12W	12			73	25	9
7413-13W	13			73	25	9
7413-14W	14			74	27	11
7413-15W	15			74	27	11
7413-16W	16			76	31	12.5
7413-17W	17			76	31	12.5
7413-18W	18			77.5	34	12.5
7413-19W	19			77.5	34	12.5
7413-22W	22			79.5	43	14.5

DISMOUNTING TOOLS SET (10 pcs)

Features

- T1 130mm telescopic magnetic pick-up tools x 1pc
- T2 3/8"dr. 6 points, size:13mm socket x 1pc
- T3 3/8"dr. 6 points, size:17mm socket x 1pc
- T4 3/8"dr. T-shaped wrench, mat finished, L:90/l:90mm x1pc
- T5 6" circlip plier x1pc
- T6 3mm hexagon head bit, sand-blasted (S2), L:25mm x1pc
- T7 6mm non magnetic nut setter, sand-blasted (CRV) x1pc
- T8 1/4" nut screwdriver x1pc
- T9 1/4" hexagon head, Ø27 dismounting tool of end cap, (S45) x1pc
- T10 1/4" hexagon head, Ø32 dismounting tool of end cap, (S45) x1pc

OPERATION (please against the explosion chart.)	
T1	for the locking washer
T2+T4 & T3+T4	for the hex nut
T5	for the snap ring
T8+T6 & T8+T7	for the adjustment shaft
T8+T9 & T8+T10	for the end cap

APPLICATION & INDUSTRIES

Achieve to be the professional world-class
torque wrench provider

LIGHT VEHICLES

AEROSPACE

COMMERCIAL VEHICLES

OFF-HIGHWAY

ENERGY

INDUSTRIAL APPLICATION